

**BR81**

**ROYAL NAVY AND ROYAL MARINES  
UNIFORM REGULATIONS**

**2005**

THIS DOCUMENT IS THE PROPERTY OF HER BRITANNIC MAJESTY'S GOVERNMENT, and is issued for the information of such persons only as need to know its contents in the course of their official duties. Any person finding this document should hand it in to a British forces unit or to a police station for its safe return to the MINISTRY OF DEFENCE, D MOD SY, LONDON SW1 2HB, with particulars of how and where found. THE UNAUTHORISED RETENTION OR DESTRUCTION OF THE DOCUMENT IS AN OFFENCE UNDER THE OFFICIAL SECRETS ACTS OF 1911 - 1989. (When released to persons outside Government service, this document is issued on a personal basis and the recipient to whom it is entrusted in confidence, within the provisions of the Official Secrets Acts 1911 - 1989, is personally responsible for its safe custody and for seeing that its contents are disclosed only to authorised persons.)

November 2005

By Command of the Defence Council

MINISTRY OF DEFENCE  
CinC FLEET  
Royal Navy Logistics Policy Organisation

Produced by MOD, DSDA(PC), Keynsham. Telephone: 0117 9376256



## **BR 81 - CHAPTER 3**

### **NAVAL OFFICERS & RATINGS**

#### **ANNEX F**

#### **ROYAL NAVAL VOLUNTEER BAND**



## **BR 81 - CHAPTER 4**

### **RM OFFICERS & OTHER RANKS**

.....

#### **SECTION 1**

#### **INTRODUCTION**

*The contents of this chapter should be read in conjunction with Chapters 1 and 2.*

#### 0401. DRESS TABLES

1. Details are given in the tables at Annex 4A. Numbers and names are assigned to the Dresses for convenience when referring to them. For the Orders of Dress to be worn at Court functions, or at Joint Services functions when members of the Royal Family are present, see the Joint Services Ceremonial Dress Table in Chapter 5.

#### 0402. DRESS WHEN SERVING WITH RN OR OTHER SERVICES

1. Royal Marines will conform when possible to the number of Dress ordered for the Royal Navy. When serving with the other Services they are to wear the nearest appropriate Dress.

#### 0403. ROYAL MARINES RESERVE UNIFORM

1. Royal Marines Reserve Officers, WOs, NCOs and Mnes wear the same uniform as regular RM officers except for the letters 'RM' (see Section 2 para 0421).

#### 0404. ASSOCIATED ITEMS OF EQUIPMENT

1. Associated items of equipment worn with various Dresses is given in the Dress Tables at Annex 4A.

0405. - 0409. Spare



## **BR 81 - CHAPTER 4**

### **RM OFFICERS & OTHER RANKS**

.....

#### **SECTION 2**

#### **BADGES & DISTINCTION MARKS OF RANK AND BRANCH**

**DISTINCTIONS IN UNIFORM - SENIOR OFFICERS****0410. GENERAL OFFICERS**

- Articles of uniform for General Officers are of Corps pattern with the following modifications:

**Greatcoat** - Army pattern, Atholl grey or Corps pattern blue.

**Tunic** - in No. 1A Dress on ceremonial occasions a blue tunic with stand-up collar (Army pattern No. 1) is worn. The accessories for wear with this Dress comprise: gold shoulder cords with silver-embroidered rank badges, crimson and gold waist sash, dress sword with metal scabbard, crimson and gold sword knot, gold sword slings, plain white gloves. All buttons are 20mm Corps Pattern.

**Badges** - the same cap/beret badges and badges of rank as prescribed for Army General Officers. Letters 'RM' are not worn.

**Gorget patches** - scarlet patches with gold oak leaf embroidery and small General Officers' buttons are worn with all orders of dress other than Combat Dress and Mess Dress as follows:

**Blue, lovat and stone tunics** - patches to be 90mm long to the point and 33mm wide, triangular at the points and shaped to fit the collar.

**Shirts** - patches to be 50mm long to the point and 25mm wide. Worn horizontally on each side of the opening of the collar, point to the rear, the top of the patch being 13mm from the top of the collar.

**Cap** - white, plastic-topped, Corps pattern but with gold-embroidered oak leaves all round the peak.

**Gloves** - white, cotton, knitted.

**Scarlet mess jacket** - fitted with blue cloth shoulder straps edged with 13mm oak-leaf pattern gold lace and fastened at point with small General Officers' button. Silver-embroidered rank badges on shoulder straps. Corps insignia (see article 0420) on each lapel.

**White mess jacket** - Fitted with white drill shoulder straps fastened at point with small General Officers' button. Anodised rank badges on shoulder straps. Corps insignia as above.

**Blue trousers and overalls** - Scarlet cloth stripe 64mm wide in place of 6mm welt.

**General officers' button** - Raised round button 13mm in diameter with crossed sword and baton surrounded by laurel wreath. Worn by General Officers on gorget patches and the shoulder straps of mess jackets.

**0411. BRIGADIERS AND COLONELS**

- Articles of uniform for Brigadiers and Colonels are of Corps pattern with the following modifications:

**Greatcoat** - as for General Officers.

**Badges** - the same cap/beret badges and badges of rank as prescribed for Army Brigadiers and Colonels. Letters 'RM' are not worn.

**Gorget patches** - as for General Officers, except that crimson gimp cord is used instead of gold oak-leaf embroidery and EIIR with Garter Emblem buttons instead of General Officers' buttons.

**Cap** - white, plastic-topped, Corps pattern but with gold-embroidered oak leaves round the front of the peak.

**Scarlet mess jacket** - as for General Officers, except that shoulder straps are edged with 13mm, staff pattern gold lace and fastened at point with small EIIR with Garter Emblem buttons.

**White mess jacket** - as for General Officers but with EIIR with Garter Emblem buttons for shoulder straps.

**Blue trousers and overalls** - scarlet cloth stripe 45mm wide in place of 6mm welt.

**Button** - Raised round button 13mm in diameter with the cypher EIIR in the garter emblem. Worn by Colonels and Brigadiers on gorget patches and the shoulder straps of mess jackets.

**0412. COLONELS COMMANDANT AND HONORARY COLONELS**

- The policy for Colonels Commandant and Honorary Colonels uniforms is as follows:

**Colonels Commandant** - on special occasions Colonels Commandant of the Royal Marines may wear the uniform of their rank on retirement or the approved alternative, which is General Officers' uniform with Colonels' badges of rank.

**Honorary Colonels RMR** - on special occasions Honorary Colonels of the RMR may wear the uniform of their rank on retirement or the approved alternative which is Corps Uniform (i.e. uniform worn by Lieutenant Colonels RM and below) with Colonels' badges of rank.



#### 0413. DISTINCTIONS IN UNIFORM - BAND OFFICERS

- Articles of uniform for officers of the RM Band Service are of Corps pattern with the following modifications:

**Full dress** - either: blue cloth tunic with stand up collar (pre-war Full Dress pattern); the accessories for wear with this Dress comprise gold shoulder cords with silver-embroidered rank badges, crimson waist sash, dress sword with metal scabbard, gold sword knot and sword slings, plain white nylon gloves; or blue frock coat with stand up collar, crimson sash and gold embroidered rank badges.

**Tropical Ceremonial dress** - white cloth tunic with stand up collar, white trousers and white shoes. The accessories for wear with this Dress are as for Full Dress are as for Full dress above with anodised officers' pattern collar badges.

**Wellington boots** - patent leather officers' pattern wellington boots may be worn all appropriate occasions.

**Helmet plate** - officers of RM Band PORTSMOUTH and RM Band CTCRM wear the same special insignia on helmet plates (only) as other ranks of these bands (see para 0417).

**Cape** - a blue cloth Admiralty constabulary pattern cape, with turndown collar trimmed with gold lace, gilded metal lion head and chain neck fastening, scarlet lining, to button four is provided for wear on appropriate occasions.

**Blue trousers and overalls** - scarlet cloth stripe 45mm wide in place of 6mm welt. Overalls may be worn on all appropriate musical occasions.

#### 0414. DISTINCTIONS IN UNIFORM - WARRANT OFFICERS 1

- Articles of uniform for WOs1 are of RM WOs, NCOs and Mne's pattern with the following modifications:

**Blue uniform** - officers' material and pattern. Sleeves to have a subtle crease.

**Cap, plastic, RM** - officers' pattern.

**Helmet WP** - officers helmet plate.

**Cap and collar badges** - officers' pattern.

**Blue lanyard** - officers' pattern.

**Boots, ankle** - officers' pattern.

**Tie, light khaki braided** - for wear with 1B and 1C dress.

**Shoes, black** - officers' pattern.

#### 0415. DISTINCTION IN UNIFORM - W01 BANDMASTERS AND W01 BUGLERS

- In addition to the articles at paragraph 0414, W01 Bandmasters and W01 Buglers are also entitled to the following articles of uniform:

**Full dress** - ceremonial tunic officers' pattern/blue frock coat, both as 0413 but with appropriate rank badges and worn with blue band trousers and parade boots.

**Tropical Ceremonial dress** - officers' pattern as in 0413 with appropriate rank badges.

**Red Sea Rig Temperate** - white long sleeved shirt with black bow tie, blue band trousers, red cummerbund, black shoes and white leather wrist strap for badge or rank.

**Red Sea Rig Tropical** - white short sleeved shirt with black bow tie, blue band trousers, red cummerbund, black shoes and white leather wrist strap for badge of rank.

#### 0416. DISTINCTIONS IN UNIFORM - RM BAND SERVICE, BUGLERS AND DRUM MAJORS

- Articles of uniform for ranks of the RM Band Service and Buglers are of RM WOs, NCOs and Mnes pattern with the following modifications:

**Blue trousers** - RM Band ranks wear a broad scarlet stripe (45mm) on serge trousers.

**Band cape** - a blue cloth cape, fastening at the neck, is provided for wear by Band ranks with No. 1A Dress on appropriate occasions.

**Ceremonial dress tunic** - a yellow-braided blue cloth tunic is provided for wear by Band ranks and Buglers with No. 1A Dress on appropriate occasions. For Band Sergeants and above the tunic is gold-braided.

**Dress cords royal** - silk for Bugle Majors, worsted for other Buglers, are worn as ordered. The method of wearing is as follows:

The hook at the tassel end is to be secured to a becket sewn underneath the left shoulder strap at the front, as near to the point of the shoulder as practicable. The tassels, when secured, should lie naturally at the front of the left shoulder. The running end should then be taken across the upper chest, over the right shoulder beneath the shoulder strap; the cord between the shoulders lying in a natural curve, being secured to the third button on blue ceremonial tunics, second button on the blue RM, white tropical ceremonial and white tunics and to the top button on stone coloured and lovat tunics, between the two toggles provided. Securing of the cord is completed by bringing the

running end round the back of the right shoulder, under the armpit, and, except for the lovat tunic, securing the eye at the end to the top button of the tunic. On the lovat tunic the eye is to be secured to a small hook sewn under the right lapel 88mm above the top button. The plait below the eye should curve naturally towards the right armpit. If a drum carriage is worn, the loop across the chest should be underneath, and that part of the cord running from the right armpit, secured over the top of the carriage.

**Tropical Ceremonial dress** - white cloth tunic with stand up collar, white trousers and white shoes. The accessories for wear with this Dress are as for temperatre No 1 ceremonial dress.

**Red Sea Rig Temperate** - white long sleeved shirt with black bow tie, small metal rank badges (WO2s white leather wrist strap for badge of rank), blue band trousers, red cummerbund and black shoes.

**Red Sea Rig Tropical** - white short sleeved shirt with small metal rank badges (WO2s white leather wrist strap for badge of rank), blue band trousers, red cummerbund and black shoes.

**The Royal Band** - Bandranks (not Buglers) of the RM Band Portsmouth wear the Chatham Divisional Blue Tunic when performing in the presence of royalty.

Articles of uniform for DRUM MAJORS are to be appropriate for their rank plus the following distinctions.

**Ceremonial Dress Tunic** - Drum Majors in compliment billets are issued with a special, gold-braided ceremonial tunic.

**Wellington boots and overalls** - officers' pattern wellington boots and overalls shall be worn by Drum Majors on ceremonial parades.

**Ceremonial accessories** - dress belt Drum Majors' pattern swords with metal scabbard, sword belt blue, gold sword knot and slings (WO1s only otherwise white), white gauntlets Drum Majors' pattern.

#### 0417. CAP/BERET BADGE

**1. Officers.** The Corps badge is in two parts: a globe in a laurel wreath and a lion on a crown: the globe in silver, remainder anodised. The beret badge worn with Combat and Training Dress is similar but in bronze throughout. The manner of wearing on cap and beret is detailed below.

**2.** The Corps badge is worn by all officers below Colonel. The Army pattern badge is worn by Colonels and Brigadiers (lion and crown) and General Officers (crossed sword and baton in wreath surmounted by a crown).

**3. WOs, NCOs and Mnes** - the globe, laurel, lion and crown badge, anodised or bronze as appropriate, is worn by all WOs, NCOs and Mnes in one piece except as follows:

**a. Warrant Officers** - WOs and equivalent ranks wear a divided badge, i.e. lion and crown separate from and above the globe and laurel (WOs1 wear Officers' pattern).

**b. RM Band Portsmouth** - On the cap only, band ranks (not buglers) of RM Band PORTSMOUTH wear a gilt grenade on which is mounted the royal cypher GRV and a St. Edward's crown in silver surrounded by a laurel wreath. The royal cypher EIR/PP with crown in silver is worn immediately above the grenade.

**c. RM Band CTCRM** - On the cap only, band ranks (not buglers) of RM Band CTCRM wear the anodised divided cap badge with the Prince of Wales' plumes in silver between the globe and laurel and the lion and crown.

**4. Details for wear.** The composite badge is worn as follows:

**a. Caps** - centrally in front of the cap, with the top of the red band running through the crown.

**b. Berets** - immediately over the left eye: blue beret - centrally within the red patch; green beret -4mm above the leather band. At no time is the lining to be removed.

**5.** The divided badge is worn as follows:

**a. Caps** - with the tips of the wreath level with the top of the scarlet band but below the scarlet welt. The base of the lion and crown to be 13mm above the scarlet band. At no time is the lining to be removed.

**b. Berets** - as in 4b but with the crown 11mm above the globe.

#### 0418. HELMET PLATE

**1. Officers.** A gilded metal eight-pointed star with dead and bright rays with crown above. On the star a gilded metal laurel wreath and saw-pierced garter with regimental motto *Per Mare Per Terram*; above the garter a scroll *Gibraltar* and below it an anchor, in the centre a silver globe; under the saw-pierced garter, blue enamel. The plate is to be worn with the bottom central ray fitted halfway over the leather band. Directors of Music of the RM Bands wear the appropriate cyphers as detailed in paras 3 and 4 below.

**2. WOs, NCOs and Mnes.** In addition to a polished ball ornament and a polished or bright anodised chin chain, WOs, NCOs and Mnes wear a polished or bright anodised helmet badge on the white Wolseley pattern helmet. The badge is an eight-pointed star with dead and bright rays and a crown





above; on the star a laurel wreath on the inside of which is a garter with the regimental motto *Per Mare Per Terram*; above the garter a scroll *Gibraltar* and below it an anchor, in the centre a globe. The badge is to be worn centrally on the front of the helmet with the bottom central point fitted approximately halfway over the band round the helmet, so that the points either side rest on the top of the band.

**3. RM Band Portsmouth.** This band wear 2 royal cyphers in silver attached to the helmet badge; the cypher GVR over the anchor and below the globe and the cypher EIIR/PP below the crown.

**4. RM Band CTCRM.** This band wear the Prince of Wales' plumes in silver centrally upon the helmet badge above the globe and partially covering the crown.

#### 0419. COLLAR BADGES

**1. Officers.** A silver globe in anodised laurel wreath or the same badge in bronze. Worn centrally on the step of the collar of blue, lovat and stone tunics. Worn in a miniature on each lapel of the mess jacket, both scarlet and white, with the centre of the badge 17cm below the neck point of the shoulder seam, by officers below the rank of Colonel.

**2. WOs, NCOs and Mnes.** WOs, NCOs and Mnes wear the metal globe and laurel badge on blue and lovat uniforms. On blue tunics the anodised badges are to be set 4mm above the collar seam with the centre of the badge 51mm from the end of the collar. On lovat tunics the bronze badges are to be worn centrally on the step of the collar, the bottom of the laurel wreath 7mm above the edge of the step. Collar badges are not worn on other garments.

**3. Band personnel.** JNCOs and Mnes wear embroidered yellow on red collar badges on No 1A Blue tunics. SNCOs wear gold braided collar badges.

#### 0420. CORPS INSIGNIA

**1.** The Corps badge (globe, laurel, lion and crown), embroidered in gold, is worn by Colonels and above on each lapel of the mess jacket, both scarlet and white, with the centre of the globe 230mm below the neck point of the shoulder seam.

#### 0421. LETTERS 'RM'

**1.** Block letters. Size 13mm. Anodised or bronze. Worn in the centre of the shoulder straps below badges of rank and 13mm above the shoulder seam. Worn with all forms of 1 Dress, 2C, 3A, 3AW, and 3BW dresses. Not worn by Colonels and above nor on raincoats nor on Band and Buglers' full dress tunics.

**2.** Royal Marines Reserve Officers, WOs, NCOs and Mnes wear anodised or bronze letters 'RMR' instead of 'RM'. Those on SSS engagements with the regular Corps wear the letters 'RM'.

**3.** Corps pattern belt - Worn with the leather buckle on left hip and silver buckle adjusted to fit centrally.

#### 0422. RANK BADGES

**1. Officers.** Rank badges are worn on chest or shoulder straps, where fitted. On the mess jackets of officers below Colonel they are worn on both lapels, 6mm above the Corps badge.

**2.** The following type of rank badges will be worn in the order of dress shown:

Bronze	No 1B Parade Lovats No 1C Lovats No 3A Half Lovats
Black on Olive Drab Removable Sleeve	No 3C Half Lovats No 3B & 3D Training Rig No 4 Combats
DPM	No 4 Combats for operations
Anodised	Remaining orders of dress.

**3.** The badges to be worn are:

Second Lieutenant	star
Lieutenant	2 stars
Captain	3 stars
Major	crown
Lieutenant Colonel	crown and 1 star
Colonel	crown and 2 stars
Brigadier	crown and 3 stars
Major General	crossed sword and baton, star above
Lieutenant General	crossed sword and baton, crown above
General	crossed sword and baton, crown and star above

4. The devices, as in para 3 above, are Army pattern. The sword and baton device reversed for right and left shoulders, with the point of the sword to the front in each case. The stars, crown and crossed sword and baton are to be 16mm size, except on the mess jacket of officers below Colonel, where they are to be 13mm. The distance apart of the devices is to be 6mm.

5. **WOs, SNCOs and Mnes.** Rank badges are worn on the right arm only except as follows:

**Blue greatcoat** - yellow on red - right arm only.

**C95 and Windproofs** - black on green/DPM - chest strap.

A table showing details is at Annex C, Section 2.

#### 0423. GOOD CONDUCT BADGES

1. V shaped stripes, 13mm wide, 127mm across top. Worn point upwards on the left arm with the inner angle of the lowest stripe 7mm above the point of the sleeve slash on the blue serge, white and stone tunics. When more than one badge is worn the distance between them is to be 5mm measured perpendicularly.

2. Good conduct badges are only to be worn by Marines, Musicians and Buglers and then only on the blue serge, white and stone tunics. They are not worn on the band ranks' and buglers' blue or white ceremonial tunics.

#### 0424. BRANCH, SPECIALIST QUALIFICATION, SKILL AND SPECIAL BADGES

1. Category, description and wear of such badges is shown in Annex C, Section 2.

2. **Stars and Crowns.** Stars and crowns are added to the basic specialist qualification badges to indicate the classes of qualification as follows:

**Instructor** - crown above basic device and two stars below.

**First class** - crown above basic device.

**Second class** - star above and star below basic device.

**Third class** - star above basic device.

3. When there are letters as part of the basic device, the letters come below the star.

4. **Badges awarded during former service in RN, Army or RAF.** Badges from previous service are not to be worn unless they are badges currently authorised for wear by RM WOs, NCOs and Mnes; provided also that the privilege of wearing the badge has not been withdrawn.

5. **RM Provost armlets.** The 'MP' armband, as provided for the Royal Military Police to be worn immediately above the right elbow. When chevrons are worn on the upper arm, the arm band should just cover the lower point of the bottom chevron, with the letters 'M' and 'P' on either wide of the apex of the chevron.

6. **Unit Police armlets.** Ranks on unit police duties are to wear the authorised armlet ('NP', 'RP' or 'RMP' as appropriate) on the left sleeve immediately above the cuff of the tunic of greatcoat, or in a similar position on other uniform garments. The armlet is worn on the left wrist when long-sleeved garments are not worn.

7. **Flying badges.** RN pilot's wings comprising gold embroidered wings extended behind a silver foul anchor with a crown above with a laurel wreath, are to be worn by all entitled personnel. The badge is worn as follows:

**Blue, lovat and stone tunics and shirts** - centrally 64 mm above the top row of medal ribbons, or if no medal ribbons are worn, 64 mm above the left breast pocket.

**Mess jackets** - worn immediately below the Corps badge on the left lapel, miniature medals being lowered accordingly.

**Combat dress** - worn in the same position as on blue, lovat or stone tunics.

8. **Parachutist badge.** The Army pattern parachutist badge, a parachute with wings, should be worn on the right arm 51 mm below the shoulder seam, by personnel who are qualified parachutists as follows:

**Blue tunics** - the full sized badge in gold on blue.

**Lovat tunics** - a two-thirds size badge in gold on green.

**Mess jackets** - the miniature badge (length 51mm, height 20mm) gold on scarlet.

**Stone tunics and shirts** - the full-sized badge in light blue on khaki drill.

9. **King's badge and Prince's badge.** To be worn on all orders of dress, including C95 on the left arm, 51mm below the shoulder seam. The colours vary according to the order of dress.



**10. The Commandant General's Shooting badge.** To be worn on the lower left sleeve, in place of the standard marksman's badge, by personnel who form or have formed (1986 onwards) part of the RM Bisley Shooting Team. A gold and blue badge will be worn on the blue tunic and a yellow thread badge will be worn on the lovat suit.

**11. Royal Marines Commando flashes.** All Royal Marines who have completed the Commando Course are to wear a red on black "Royal Marines Commando" flash on both sleeves of the jersey wool heavy. The badge is to be sewn centrally with its upper edge touching the shoulder seams.

**12.** A black on green "Royal Marines Commando" flash is to be worn by all RM Commando trained personnel on both sleeves of all C95, appropriately a "Royal Marine Band Service" flash is to be worn by all members of the RM Band Service. The flash is to be attached centrally with its upper edge 7mm below the shoulder seams.

**13. "Commando dagger" badge.** When serving with 3 Cdo Bde RM, Commando trained personnel are to wear a black "Commando Dagger" badge on a green background on the right sleeve of combat jackets and C95 shirt. It is to be worn on the upper arm, 90mm from the point of the shoulder. RM Personnel when serving with 3 Cdo BDE RM, are to wear a Black on Olive Green "Commando Dagger". It is to be worn on the upper arm, 90mm from the point of the shoulder on the right arm.

**FPGRM** are to wear the equivalent badge in the same place as for Bde Personnel. On no account are non commando trained personnel to wear the badge at any time.

**14. Royal Marines Band Service flash.** All RM Band Service personnel are to wear a red on blue "Royal Marines Band Service" flash on both sleeves of the jersey wool heavy. The flash is to be sewn centrally with its upper edge touching the shoulder seam.

**15. Royal Band.** Members of the RM Band Portsmouth wear a "Royal Band" badge, in appropriate colours, on the upper right sleeve of all uniforms (subject to formal approval and introduction).

**16. Background and attachment of badges.** The instructions in Chapter 3 as regards naval ratings' badges, are also applicable, as far as appropriate, to Royal Marines badges.

## 0425. BUTTONS

**1. Corps button.** Raised round button, anodised or bronze. At the centre a fouled anchor under a crown surrounded by a double rim enclosing the words 'Royal Marines', and this in turn surrounded by a laurel wreath. In two sizes - 25mm and 20mm: the smaller button for pockets and shoulder straps.

**2. Lion and crown button.** Raised round button with mounted lion and crown in silver. Worn on caps, mess jackets and mess waistcoats.

## 0426 - 0433 SPARE



*Intentionally blank*



## **BR 81 - CHAPTER 4**

### **RM OFFICERS & OTHER RANKS**

.....

#### **SECTION 3**

#### **AIGUILLETES CYPHERS & LANYARDS**

## 0434. AIGUILLETES

1. Naval type aiguillettes are to be worn by the following Royal Marines Officers in the same manner as prescribed for naval officers (see Chapter 3 article 0309) and with equivalent dresses:

- a. ADCs to the Queen, Equerries and Extra Equerries to the Queen or to members of the Royal Family, and ADC to Governors General.
- b. ADC to CGRM; officers specifically appointed as Flag Lieutenant to officers of Flag rank or Commodores; or as ADC or Military Assistant to officers of Flag, General or Air Rank where the post is allowed by establishment; or as ADC to a Governor or Lieutenant Governor.

2. Officers at 1a wear aiguillettes as for ADCs to the Queen ('Palace' type) and those at b as for Flag Lieutenants ('Staff' type).

3. Aiguillette shoulder straps are not to be worn by Royal Marines Officers. In Mess Dresses, for officers below the rank of Colonel, the aiguillette is to be supported by a scarlet cloth shoulder strap of the same material as the jacket. In other Dresses the shoulder strap of the garment is to be used, modified by the addition of a button to which the aiguillette cord is affixed.

4. Aigillettes and the various accoutrements are issued on Individual Loan from the Uniform Clothing store HMS NELSON.

## 0435. ROYAL CYPHERS

1. Royal Marines ADC to the Queen, Equerries and Extra Equerries to the Queen are to wear the royal cypher and crown, in one piece, below their badges or rank; letters 'RM' are not worn. Equerries to other members of the Royal Family wear the cypher of that member in the same manner. In Mess Dresses Equerries and Extra Equerries wear the royal cypher and crown on shoulder straps of similar material.

2. The full sized badge (35 x 35 mm), in either dull silver metal or gilt metal, is worn as follows:

Dull silver - on full dress tunic, blue serge tunic, Atholl grey greatcoat, blue greatcoat, scarlet mess jacket and white mess jacket.

Gilt metal - on lovat tunic, stone jacket, stone shirt.

3. Former ADCs to the Queen wear the badge similarly but in miniature (22 x 24 mm). ADCs to the Queen who vacate the appointment on promotion to the substantive rank of Major General are, however, to cease wearing the badge.

## 0436. LANYARDS

1. All ranks on the posted strength of the following units are to wear a coloured lanyard with certain forms of dress as stated:

Unit	Colour
COMAMPHIBFOR/DRM	Maroon
HQ 3 Cdo Bde RM UKLF CSG	Green
40 Cdo RM	Light Blue
42 Cdo RM	White
45 Cdo RM	Scarlet
Cdo Log Regt RM	Dark Blue
Fleet Protection Group RM	Old Gold on Scarlet
SBS	Green and Black
539 ASRM	Old Gold and Rifle Green
847 NAS	Light/Dark Blue

2. Coloured lanyards are worn on the right shoulder in an ordinary loop with the running end passed directly into the right side of the breast pocket without forming a bight.

3. Lanyard, Blue, Officers' Pattern. Braid of viscose rayon on cotton core. One end constructed with a loop closed with a Turk's head knot. Length of lanyard shall be no less than 800mm to be worn looped over the left shoulder. The running end is to be passed into the left side of the breast pocket and not allowed to hang loosely in a bight.



## **BR 81 - CHAPTER 4**

### **RM OFFICERS & OTHER RANKS**

#### **ANNEX A**

#### **RM DRESS TABLES**

## 1A DRESS - FULL DRESS "BLUES"

### OCCASIONS FOR WEAR:

- When receiving HM The Queen, other crowned heads or heads of state.
- When receiving royalty unless ordered to the contrary by the relevant CinC.
- Full ceremonial state events as ordered.
- Inspections by Flag Officers.
- Funerals, parades and other appropriate ceremonial events.

DESCRIPTION		
General Officers	Officers WOs & SNCOs	CPLs & MNEs
<ul style="list-style-type: none"> <li>- Cap</li> <li>- Blue tunic (1)</li> <li>- Overalls</li> <li>- White long sleeved shirt</li> <li>- Black socks</li> <li>- Wellington boots</li> <li>- Spurs</li> <li>- Ceremonial sword</li> <li>- Crimson and gold sash</li> <li>- Gold shoulder cords</li> <li>- White gloves</li> <li>- Greatcoat (2)</li> <li>- Braces</li> </ul>	<ul style="list-style-type: none"> <li>- Cap/Wolseley pattern helmet (3)</li> <li>- Blue tunic</li> <li>- Blue trousers/Overalls (4)</li> <li>- White long sleeved shirt (5)</li> <li>- Black tie (5)</li> <li>- Officer pattern lanyard (5)</li> <li>- Black socks</li> <li>- Army pattern/Officer pattern/Wellington boots (4)</li> <li>- Sam Browne/White belt/Sash (6)</li> <li>- Frog and bayonet (7)</li> <li>- Sword/Rifle (7)</li> <li>- Greatcoat (3)</li> <li>- Gloves (8)</li> <li>- Braces</li> </ul>	<ul style="list-style-type: none"> <li>- Cap/Wolseley pattern helmet (3) (10)</li> <li>- Blue tunic</li> <li>- Blue trousers</li> <li>- Black socks</li> <li>- Army pattern boots</li> <li>- White belt</li> <li>- Frog and bayonet (7)</li> <li>- Rifle (7)</li> <li>- Greatcoat (3)</li> <li>- White gloves</li> <li>- Braces</li> </ul>




### DECORATIONS/MEDALS:

- Collar and/or broad Riband.
- Up to 4 stars of orders.
- Up to 3 neck decorations.
- Medals.

### NOTES:

- (1) Army pattern (with high neck) or Corps pattern as appropriate.
- (2) Atholl Grey Army pattern or blue Corps pattern as required. Drawn for Loan Pools, London District or as advised by RMSTO RNLPO.
- (3) Helmets and greatcoats to be worn when ordered.
- (4) Overalls, wellington boots and spurs worn by majors and above, Adjutants, Equerries, Military Assistants, Aides-de-Camp and Flag Lieutenants. WOs2 and below wear Army Pattern Boots.
- (5) Officers only (WOs1 wear officer pattern lanyard).
- (6) SNCOs wear white belt and scarlet sash; WOs 2 wear a sword belt and scarlet sash. Sam Browne always worn with frog, whether carrying swords or not.
- (7) Swords/Rifles are carried on parade or when ordered.
- (8) WOs2, Drum and Bugle Majors on appointment and above wear brown cape gloves; the remainder wear white gloves.
- (9) For distinctions in RM Band Officers' Full Dress Uniform, see paragraph 4, article 0413.
- (10) CTC King's Squad wear - peak cap with chinstay down and white lanyard on left shoulder.



Officers	WOs & SNCOs	CPLs & MNEs
		

# 1B DRESS - FORMAL DRESS "PARADE LOVATS"

## OCCASIONS FOR WEAR:

- Inspections by Flag Officers.
- Minor ceremonial occasions as an alternative to 1A dress.
- Courts Martial as appropriate.
- Other occasions as ordered.

DESCRIPTION		
Officers	WOs & SNCOs	CPLs and MNEs
<ul style="list-style-type: none"> <li>- Beret (1)</li> <li>- Lovat suit</li> <li>- Lanyards (2)</li> <li>- Stone long sleeved shirt</li> <li>- Light khaki braided tie</li> <li>- Lovat/Green socks (7)</li> <li>- Sam Browne (3)</li> <li>- Sword (4)</li> <li>- Officer pattern boots</li> <li>- Brown cape gloves</li> </ul>	<ul style="list-style-type: none"> <li>- Beret (1)</li> <li>- Lovat suit</li> <li>- Unit Lanyard (8)</li> <li>- Stone long sleeved shirt</li> <li>- Khaki drab tie</li> <li>- Socks combat general service</li> <li>- Sam Browne/belt/sash (3)</li> <li>- Frog and bayonet (4)</li> <li>- Sword/rifle (4)</li> <li>- Army pattern/Officer pattern boots (5)</li> <li>- Gloves (6)</li> </ul>	<ul style="list-style-type: none"> <li>- Beret (1)</li> <li>- Lovat suit</li> <li>- Unit lanyard</li> <li>- Stone long sleeved shirt</li> <li>- Khaki drab tie</li> <li>- Socks combat general service</li> <li>- White belt</li> <li>- Frog and bayonet (4)</li> <li>- Rifle (4)</li> <li>- Army pattern boots</li> <li>- White gloves</li> </ul>




## DECORATIONS/MEDALS:

- Up to 2 stars of orders.
- 1 neck decoration.
- Medals.

## NOTES:

- (1) Beret with anodised badge. The King's Squad wear caps with chin stay down.
- (2) Blue officer pattern lanyard on left shoulder plus appropriate unit lanyard on right shoulder.
- (3) SNCOs wear white belts and scarlet sash; WOs2 wear a sword belt and scarlet sash. Sam Browne always worn with frog, whether with sword or not.
- (4) Swords/rifles are carried on parade or when ordered.

- (5) WOs2 and below wear Army pattern boots.
- (6) WOs2, drum and bugle Majors on appointment and above wear brown cape gloves; the remainder wear white gloves.
- (7) Lovat coloured socks may be purchased, or Socks combat general service worn.
- (8) WOs1 wear light khaki braided tie and OP lanyard

Officers	WOs & SNCOs	CPLs & MNEs
		

# 1C DRESS - SEMI FORMAL DRESS "LOVATS"

## OCCASIONS FOR WEAR:

- Occasions of duty or minor ceremonial.

DESCRIPTION		
Officers	WOs & SNCOs	CPLs & MNEs
<ul style="list-style-type: none"> <li>- Beret/Cap (1)</li> <li>- Lovat suit</li> <li>- Lanyards (2)</li> <li>- Stone long sleeved shirt</li> <li>- Light khaki braided tie</li> <li>- Lovat/Green socks (3)</li> <li>- Cloth belt</li> <li>- Officer pattern shoes</li> </ul>	<ul style="list-style-type: none"> <li>- Beret/Cap (1)</li> <li>- Lovat suit</li> <li>- Unit lanyard (4)</li> <li>- Stone long sleeved shirt</li> <li>- Khaki drab tie (4)</li> <li>- Socks combat general service</li> <li>- Cloth belt</li> <li>- Sash (5)</li> <li>- Black shoes (6)</li> </ul>	<ul style="list-style-type: none"> <li>- Beret/Cap (1)</li> <li>- Lovat suit</li> <li>- Unit lanyard</li> <li>- Stone long sleeved shirt</li> <li>- Khaki drab tie</li> <li>- Socks combat general service</li> <li>- Cloth belt</li> <li>- Black shoes</li> </ul>

## DECORATIONS/MEDALS:

- Medals ribbons.

## NOTES:

- (1) Beret with anodised badge. Band personnel wear caps. The King's Squad wear caps with chin stay down.
- (2) Blue officer pattern lanyard on left shoulder plus appropriate unit lanyard on right shoulder.
- (3) Lovat coloured socks should be purchased, or Sock combat general service worn.
- (4) WOs1 wear light khaki braided tie and Officer pattern lanyard
- (5) As ordered/appropriate.
- (6) WOs1 wear officer pattern shoes.



Officers	WOs & SNCOs	CPLs & MNEs
		

## 2A DRESS - FORMAL EVENING DRESS "MESS DRESS"

### OCCASIONS FOR WEAR:

- Official or public balls, dinners and evening receptions of a formal nature.
- Full ceremonial evening events.





DESCRIPTION			
Lt Colonels & above	Other Officers	WOs & SNCOs	CPLs & MNEs
<ul style="list-style-type: none"> <li>- Cap/Side hat (1)</li> <li>- Scarlet mess jacket</li> <li>- Blue mess waistcoat</li> <li>- Stiff fronted shirt</li> <li>- Wing collar</li> <li>- Black bow tie</li> <li>- Overalls</li> <li>- Black socks</li> <li>- Wellington boots</li> <li>- Spurs</li> </ul>	<ul style="list-style-type: none"> <li>- Cap/Side hat (1)</li> <li>- Scarlet mess jacket</li> <li>- Blue mess waistcoat</li> <li>- White marcella shirt</li> <li>- Blue mess trousers (2)</li> <li>- Black bow tie</li> <li>- Black socks</li> <li>- Wellington boots/black shoes</li> </ul>	<p><i>(WO/SNCOs should wear blues with cloth belt and medals or, optionally, mess dress)</i></p>	<ul style="list-style-type: none"> <li>- Cap</li> <li>- Blue tunic</li> <li>- Blue trousers</li> <li>- Cloth belt</li> <li>- Black shoes</li> <li>- Medals</li> </ul> <p><i>(optionally; JNCOs may wear white shirt, blue trousers, red cummerbund and black bow tie for Mess dinners etc)</i></p>

### DECORATIONS/MEDALS:

- Broad riband.
- Up to 4 stars of orders.
- One neck decoration.
- Miniature medals.

### NOTES:

- (1) Side hat is optional for officers.
- (2) Adjutant, Equerries, Military Assistants, Aides-de-Camp and Flag Lieutenants wear overalls, wellington boots and spurs.
- (3) Civilian equivalent is evening dress with medals and decorations as above.
- (4) Stiff fronted shirt and wing collar is obligatory for royal equerries/Aides-de-Camp, principal staff officers/Aides-de-Camp to senior officers, service attaches and advisers.

Lt Colonels & above	Other Officers,	WOs & SNCOs	CPLs & MNEs
			

## 4A . 10 2B DRESS - FORMAL EVENING DRESS "MESS UNDRESS"

### OCCASIONS FOR WEAR:

- Dinner when 2A dress is not appropriate.
- Evening dances and entertainments.

DESCRIPTION		
Officers	WOs & SNCOs	CPLs & MNEs
<i>As for 2A Dress for other officers</i>	<i>As for 2A Dress</i>	<i>As for 2A Dress</i>

### DECORATIONS/MEDALS:

- Up to 2 stars of orders.
- One neck decoration.
- Miniature medals.

### NOTES:

- (1) Civilian equivalent is black tie with medals and decorations as above.
- (2) Overalls and spurs for entitled officers are optional.
- (3) Kilt with accoutrements may, optionally, be worn by male personnel in place of blue mess trousers, black socks and shoes.





Officers	WOs & SNCOs	CPLs & MNEs

# 2C DRESS - INFORMAL EVENING DRESS "RED SEA RIG"

## OCCASIONS FOR WEAR:

- Informal evening uniform in ships and establishments.




DESCRIPTION		
Officers	WOs & SNCOs	CPLs & MNEs
<ul style="list-style-type: none"> <li>Cap</li> <li>Shoulder rank boards (1)</li> <li>White short sleeved shirt with epilletes</li> <li>Red cummerbund</li> <li>Blue trousers (2)</li> <li>Black socks</li> <li>Black shoes</li> <li>Desert boots when ordered</li> <li>Unit lanyard to be worn</li> </ul>	<ul style="list-style-type: none"> <li>Half lovats - <i>3A Dress</i></li> <li>Desert boots when ordered</li> <li>Unit lanyard to be worn</li> </ul>	<ul style="list-style-type: none"> <li>Half lovats - <i>3A Dress</i></li> <li>Desert boots when ordered</li> <li>Unit lanyard to be worn</li> </ul>

## DECORATIONS/MEDALS:

- None.

## NOTES:

- (1) Optional, but anodised rank badges should be worn on a white slide.
- (2) Not mess trousers.

Officers	WOs & SNCOs	CPLs & MNEs
		

### 3A DRESS - GENERAL DUTY DRESS "HALF LOVATS"

#### OCCASIONS FOR WEAR:

- Semi formal day rig worn in camp and for day to day duties

DESCRIPTION		
Officers	WOs & SNCOs	CPLs & MNEs
<ul style="list-style-type: none"> <li>- Beret/Cap (1)</li> <li>- Stone short sleeved shirt (2)</li> <li>- Lanyards (7)</li> <li>- Lovat trousers (3)</li> <li>- Corps pattern belt</li> <li>- Bronze RMs (4)</li> <li>- Lovat/Combat socks</li> <li>- Black shoes (5)</li> </ul>	<ul style="list-style-type: none"> <li>- Beret/Cap (1)</li> <li>- Stone short sleeved shirt (2)</li> <li>- Lanyard (7)</li> <li>- Lovat trousers (3)</li> <li>- Corps pattern belt</li> <li>- Bronze RMs (4)</li> <li>- Lovat/Combat socks/Black socks</li> <li>- Black shoes (5)</li> </ul>	<ul style="list-style-type: none"> <li>- Beret/Cap (1)</li> <li>- Stone short sleeved shirt (2)</li> <li>- Lanyard (7)</li> <li>- Lovat trousers (3)</li> <li>- Corps pattern belt (6)</li> <li>- Bronze RMs (4)</li> <li>- Lovat/Combat socks/Black socks</li> <li>- Black shoes (5)</li> </ul>

#### DECORATIONS/MEDALS:

- None.

#### NOTES:

- (1) Cap for band personnel. Beret with anodised badge.
- (2) Collar worn open.
- (3) Barrack dress trousers, not from suit.
- (4) Worn in shoulder strap. Officers also wear bronze rank insignia in strap or on slides.
- (5) Officer Pattern/Army Pattern boots, WOs1 wear officer pattern shoes.
- (6) Corps pattern belt to be worn with leather buckle over the left hip and silver buckle adjusted to fit centrally.
- (7) All ranks wear unit lanyard (right shoulder) where appropriate. Officers and WO1's also wear Op lanyard (left shoulder).



Officers	WOs & SNCOs	CPLs & MNEs
		



### 3B DRESS - GENERAL DUTY DRESS "TRAINING RIG"

#### OCCASIONS FOR WEAR:

- Informal day rig worn in camp and for day to day duties in summer months and hot climates (8)

DESCRIPTION		
Officers	WOs & SNCOs	CPLs & MNEs
<ul style="list-style-type: none"> <li>Beret (1)</li> <li>C95</li> <li>Rank slides (3)</li> <li>Combat socks</li> <li>Boots (5)</li> <li>Belt (6)</li> </ul>	<ul style="list-style-type: none"> <li>Beret (1)</li> <li>C95</li> <li>Rank slides (3)</li> <li>Combat socks</li> <li>Boots (5)</li> <li>Belt (6)</li> </ul>	<ul style="list-style-type: none"> <li>Beret (1)</li> <li>C95</li> <li>Rank slides (3)</li> <li>Combat socks</li> <li>Boots (5)</li> <li>Belt (6)</li> </ul>

#### DECORATIONS/MEDALS:

- None.

#### NOTES:

- With bronze badge.
- Worn with sleeves rolled up.
- DPM slides.
- Worn with elastics (not supplied) around top of boot.
- Appropriate to environment.
- C95 web belt.
- C95 jacket/waterproofs may be worn as ordered/required.
- Shirts may be worn outside of trousers when in tropical climates.



Officers	WOs & SNCOs	CPLs & MNEs

### 3C DRESS - GENERAL DUTY RIG "HALF LOVATS"

#### OCCASIONS FOR WEAR:

- Semi formal day rig worn in camp and for day to day duties

DESCRIPTION		
Officers	WOs & SNCOs	CPLs & MNEs
<ul style="list-style-type: none"> <li>- Beret (1)</li> <li>- Long sleeved stone shirt</li> <li>- Lovat trousers</li> <li>- Corps pattern belt</li> <li>- Lovat/Combat socks</li> <li>- Jersey wool heavy</li> <li>- Black shoes (2)</li> </ul>	<ul style="list-style-type: none"> <li>- Beret (1)</li> <li>- Long sleeved stone shirt</li> <li>- Lovat trousers</li> <li>- Corps pattern belt</li> <li>- Lovat/Combat socks/Black socks</li> <li>- Jersey wool heavy</li> <li>- Black shoes (2 &amp; 3)</li> </ul>	<ul style="list-style-type: none"> <li>- Beret (1)</li> <li>- Long sleeved stone shirt</li> <li>- Lovat trousers</li> <li>- Corps pattern belt</li> <li>- Lovat/Combat socks/Black socks</li> <li>- Jersey wool heavy</li> <li>- Black shoes (2)</li> </ul>




#### DECORATIONS/MEDALS:

- None.

#### NOTES:

- (1) Band personnel wear caps. Beret with anodised badge.
- (2) Officer pattern/Army pattern boots, white belts may be ordered and Sam Browne, sword belt and brown cape gloves when appropriate.
- (3) WOs1 wear Officer pattern shoes.



Officers	WOs & SNCOs	CPLs & MNEs
		

### 3D DRESS - GENERAL DUTY DRESS "TRAINING RIG"

#### OCCASIONS FOR WEAR:

- Informal day rig worn in camp and for day to day duties in winter months and cold climates.

DESCRIPTION		
Officers	WOs & SNCOs	CPLs & MNEs
<ul style="list-style-type: none"> <li>- Beret (1)</li> <li>- C95</li> <li>- Combat socks</li> <li>- Boots (4)</li> </ul>	<ul style="list-style-type: none"> <li>- Beret (1)</li> <li>- C95</li> <li>- Combat socks</li> <li>- Boots (4)</li> </ul>	<ul style="list-style-type: none"> <li>- Beret (1)</li> <li>- C95</li> <li>- Combat socks</li> <li>- Boots (4)</li> </ul>

#### DECORATIONS/MEDALS:

- None.

#### NOTES:

- (1) With bronze badge.
- (2) DPM and green slides.
- (3) Worn with elastics (not supplied) around top of boot or ties.
- (4) Appropriate to environment.
- (5) CS95 jacket/waterproofs may be worn as ordered/required.
- (6) Green t.shirts.



Officers	WOs & SNCOs	CPLs & MNEs

# 4/4C/4D/4T DRESS - COMBAT DRESS 'COMBATS'

## OCCASIONS FOR WEAR:

- General in theatre wear when deployed.
- Operations, exercises and field training




DESCRIPTION			
All ranks (4)	All ranks (4C)	All ranks (4D)	All ranks (4T)
<ul style="list-style-type: none"> <li>- Helmet/Beret (1)</li> <li>- T shirt</li> <li>- Shirt (1 &amp; 2)</li> <li>- Fleece (1, 2 &amp; 3)</li> <li>- DPM trousers (3)</li> <li>- DPM field jacket (3)</li> <li>- Combat boots (2)</li> <li>- Gaiters (2 &amp; 3)</li> <li>- Gloves (2 &amp; 3)</li> </ul>	<ul style="list-style-type: none"> <li>- Helmet/ECW cap (1)</li> <li>- ECW underwear (1)</li> <li>- Norwegian shirt</li> <li>- Fleece (1, 2 &amp; 3)</li> <li>- Windproof smock</li> <li>- Windproof trousers</li> <li>- Cam whites (1)</li> <li>- ECW gaiters</li> <li>- Gloves</li> </ul>	<ul style="list-style-type: none"> <li>- Helmet/Desert hat (1)</li> <li>- DPM shirt (Desert)</li> <li>- DPM trousers (Desert)</li> <li>- Desert boots</li> </ul>	<ul style="list-style-type: none"> <li>- Jungle hat</li> <li>- Jungle boots</li> <li>- JKT (3)</li> <li>- JRS (3)</li> </ul>

## DECORATIONS/MEDALS:

- None.

## NOTES

- (1) As required/ordered.
- (2) Appropriate to environment.
- (3) Combat 95.
- (4) Waterproofs may be worn as ordered/required.

All ranks (4)	All ranks (4C)	All ranks (4D)	All ranks (4T)
			

## 5 DRESS - WORKING RIGS

### OCCASIONS FOR WEAR:

- Job specific working rigs worn at sea and ashore

DESCRIPTION
All ranks
<i>Occupational working rigs worn at sea and ashore for specific tasks (eg chefs, divers, aircrews etc)</i>

### DECORATIONS/MEDALS:

- None.



All ranks



Aircrew



Chef



Vehicle Mechanic

# 1AW DRESS - FULL DRESS WHITE "PARADE STONES"

## OCCASIONS TO WEAR

- When receiving HM The Queen, other crowned heads or heads of state.
- When receiving royalty unless ordered to the contrary by the relevant CinC.
- Full ceremonial state events as ordered.
- Inspections by Flag Officers.
- Funerals, courts martial, parades and other appropriate ceremonial events.

DESCRIPTION			
Band & General Officers (1)	Other Officers (7),	WOs, SNCOs & MNEs	Band Personnel
<ul style="list-style-type: none"> <li>- Cap</li> <li>- White tunic</li> <li>- Overalls</li> <li>- Black socks</li> <li>- Wellington boots</li> <li>- Spurs</li> <li>- Crimson sash (2)</li> <li>- Sword (3)</li> </ul>	<ul style="list-style-type: none"> <li>- Wolseley pattern helmet/Cap/Beret (4)</li> <li>- Stone jacket</li> <li>- Stone trousers</li> <li>- Officer pattern boots</li> <li>- Anodised rank badges/RMs</li> <li>- Stone socks</li> <li>- Gloves (5)</li> <li>- Lanyards (6)</li> <li>- Sam Browne</li> <li>- Sword (3)</li> </ul>	<ul style="list-style-type: none"> <li>- Wolseley pattern helmet/Cap/Beret (4)</li> <li>- Stone jacket</li> <li>- Stone trousers</li> <li>- Army pattern boots</li> <li>- Anodised RMs</li> <li>- Stone socks</li> <li>- Gloves (5)</li> <li>- Lanyards (6)</li> <li>- Sam Browne/belt/sash</li> <li>- Frog and bayonet</li> <li>- Sword/rifle (3)</li> </ul>	<ul style="list-style-type: none"> <li>- Wolseley pattern helmet</li> <li>- White tunic</li> <li>- Blue trousers</li> <li>- Black socks</li> <li>- Boots RM band</li> </ul>



## DECORATIONS/MEDALS:

- Collar and/or broad Riband.
- Up to 4 stars of orders.
- Up to 3 neck decorations.
- Medals.

## NOTES

- (1) Certain overseas Defence Attaches, Band Officers and General Officers with their Military Assistants/Aides-de-Camp, as required, in exceptional circumstances.
- (2) Sam Browne as an alternative.
- (3) As required.
- (4) Helmet if ordered. Beret with anodised badge.
- (5) White, or brown cape for officers (only when armed).
- (6) Blue officer pattern for officers and WOs1, plus unit lanyard.
- 97) Entitled officers should wear IBW Dress if appropriate.



Band & General Officers	Other Officers	WOs, SNCOs & MNEs	Band Personnel
			

# 1BW DRESS - FORMAL DRESS WHITE "PARADE STONES"

## OCCASIONS FOR WEAR:

- Inspections by Flag Officers.
- Ceremonial exchange visits as an alternative to 1A dress.
- Funerals.
- Other occasions as ordered.




DESCRIPTION		
Officers	WOs & SNCOs	CPLs & MNEs
Cap/Wolseley pattern helmet (1) Prestige suit or 1AW Dress Long sleeved stone shirt (2) Light khaki braided tie (2) Anodised rank/RMs Lanyards Sam Browne Officer pattern boots Sword and gloves (3)	<i>As for 1AW Dress</i>	<i>As for 1AW Dress</i>

## DECORATIONS/MEDALS:

- Up to 2 stars of orders.
- 1 neck decoration.
- Medals.

## NOTES:

- (1) As ordered/appropriate.
- (2) Worn only with Prestige suit (issued to certain officers in overseas appointments).
- (3) As required.

Officers	WOs & SNCOs	CPLs & MNEs
		

# 1CW DRESS - FORMAL DRESS WHITE "STONES"

## OCCASIONS FOR WEAR:

- Memorial Services unless ordered to the contrary by the convening authority.
- Occasions of duty or minor ceremonial.

DESCRIPTION		
Officers	WOs, SNCOs & NCOs	CPLs & MNEs
<ul style="list-style-type: none"> <li>- Beret/Cap (1)</li> <li>- Stone jacket</li> <li>- Stone trousers</li> <li>- Stone socks</li> <li>- Stone belt</li> <li>- Anodised rank/RMs</li> <li>- Lanyards</li> <li>- Officer pattern shoes</li> </ul>	<ul style="list-style-type: none"> <li>- Beret/Cap</li> <li>- Stone jacket</li> <li>- Stone trousers</li> <li>- Stone socks</li> <li>- Stone belt</li> <li>- Anodised RMs</li> <li>- Lanyard</li> <li>- Black shoes</li> </ul>	<ul style="list-style-type: none"> <li>- Beret/Cap</li> <li>- Stone jacket</li> <li>- Stone trousers</li> <li>- Stone socks</li> <li>- Stone belt</li> <li>- Anodised RMs</li> <li>- Lanyard</li> <li>- Black shoes</li> </ul>

## DECORATIONS/MEDALS:

- Medal ribbons.

## NOTES:

(1) Beret with anodised badge. Band personnel wear caps.



Officers	WO2s, SNCOs	CPLs & MNEs
		

# 2AW DRESS - FORMAL EVENING DRESS WHITE "TROPICAL MESS DRESS"

## OCCASIONS FOR WEAR:

- Official or public balls, dinners and evening receptions of a formal nature.
- Full ceremonial evening events.

DESCRIPTION			
Lt Colonels & above	Other Officers	WOs & SNCOs	CPLs & MNEs
<ul style="list-style-type: none"> <li>- Cap/Side hat (2)</li> <li>- White mess jacket</li> <li>- White mess waistcoat</li> <li>- Stiff fronted shirt</li> <li>- Wing collar (3)</li> <li>- Black bow tie</li> <li>- Overalls</li> <li>- Black socks</li> <li>- Wellington boots</li> <li>- Spurs</li> </ul>	<ul style="list-style-type: none"> <li>- Cap/Side hat (2)</li> <li>- White mess jacket</li> <li>- White mess waistcoat</li> <li>- White marcella shirt</li> <li>- Blue mess trousers (4)</li> <li>- Black bow tie</li> <li>- Black socks</li> <li>- Wellington/Officer pattern boots/Black shoes</li> </ul>	<p><i>As for 3AW Dress</i></p> <p><i>(WOs/SNCOs may wear Tropical Mess Dress optionally)</i></p>	<p><i>As for 3AW Dress</i></p>

## DECORATIONS/MEDALS:

- Broad riband.
- Up to 4 stars of orders.
- One neck decoration.
- Miniature medals.

## NOTES:

- (1) The civilian equivalent is Evening Dress with medals and decorations as above.
- (2) Side hat is optional for officers.
- (3) Stiff fronted shirt and wing collar is obligatory for Royal Equeries/Aides-de-Camp, Principal Staff Officers/Aides-de-Camp to Senior Officers, Service Attaches and Advisors.
- (4) Adjutants, Equeries, Military Assistants, Aides-de-Camp and Flag Lieutenants wear overalls, wellington boots and spurs.

Lt Colonels & above	Other Officers	WOs & SNCOs	CPLs & MNEs
			

## 2BW DRESS - FORMAL EVENING UNDRESS WHITE "TROPICAL MESS UNDRESS"

### OCCASIONS FOR WEAR:

- Dinner when 2A dress is not appropriate.
- Evening dances and entertainments.

DESCRIPTION		
Officers	WOs & SNCOs	CPLs & MNEs
<i>As for 2AW Dress for other officers but with red cummerbund instead of white waistcoat</i>	<i>As for 2AW Dress</i>	<i>As for 3AW Dress</i>

### DECORATIONS/MEDALS:

- Up to 2 stars of orders.
- One neck decoration.
- Miniature medals.

### NOTES:

(1) Civilian equivalent is black tie with medals and decorations as above.



Officers	WOs & SNCOs	CPLs & MNEs
		

**2CW DRESS - INFORMAL EVENING DRESS WHITE "RED SEA RIG"****OCCASIONS FOR WEAR:**

- Informal evening uniform in ships and establishments.

DESCRIPTION		
Officers	WOs & SNCOs	CPLs & MNEs
<i>As for 2C Dress</i>	<i>As for 3AW Dress</i>	<i>As for 3AW Dress</i>

**DECORATIONS/MEDALS:**

- None.

Officers	WOs & SNCOs	CPLs & MNEs
		

Officers, WOs & SNCOs

### 3AW DRESS - GENERAL DUTY DRESS WHITE "HALF STONES"

#### OCCASIONS FOR WEAR:

- Semi formal day rig worn ashore and afloat.

DESCRIPTION		
Officers & W01s	W02s & SNC0s	CPLs & MNEs
<ul style="list-style-type: none"> <li>- Beret/Cap (1)</li> <li>- Stone short sleeved shirt</li> <li>- Stone trousers</li> <li>- Stone socks</li> <li>- Lanyards</li> <li>- Corps pattern belt</li> <li>- Anodised rank/RMs</li> <li>- Black shoes (2)</li> </ul>	<ul style="list-style-type: none"> <li>- Beret/Cap (1)</li> <li>- Stone short sleeved shirt</li> <li>- Stone trousers</li> <li>- Stone socks</li> <li>- Lanyard</li> <li>- Corps pattern belt</li> <li>- Anodised RMs</li> <li>- Black shoes (2)</li> </ul>	<ul style="list-style-type: none"> <li>- Beret/Cap (1)</li> <li>- Stone short sleeved shirt</li> <li>- Stone trousers</li> <li>- Stone socks</li> <li>- Lanyards</li> <li>- Corps pattern belt</li> <li>- Anodised RMs</li> <li>- Black shoes (2)</li> </ul>




#### DECORATIONS/MEDALS:

- None.

#### NOTES:

- (1) Beret with anodised badge. Band personnel wear caps.
- (2) Desert boots may be worn when issued (certain drafts/appointments only).



Officers & WO1s	WO2s & SNCOs	CPLs & MNEs
		

### 3BW DRESS - GENERAL DUTY DRESS WHITE "TROPICAL TRAINING RIG"

#### OCCASIONS FOR WEAR:

- Informal day rig worn ashore and afloat.

DESCRIPTION		
Officers	WOs & SNCOs	CPLs & MNEs
<ul style="list-style-type: none"> <li>- Beret/Cap (1)</li> <li>- Stone short sleeved shirt</li> <li>- Stone shorts</li> <li>- Stone socks</li> <li>- Black shoes/desert boots (1)</li> <li>- Corps pattern belt</li> <li>- Anodised rank/RMs</li> </ul>	<ul style="list-style-type: none"> <li>- Beret/Cap (1)</li> <li>- Stone short sleeved shirt</li> <li>- Stone shorts</li> <li>- Stone socks</li> <li>- Black shoes/desert boots (3)</li> <li>- Corps pattern belt</li> <li>- Anodised RMs</li> </ul>	<ul style="list-style-type: none"> <li>- Beret/Cap (1)</li> <li>- Stone short sleeved shirt</li> <li>- Stone shorts</li> <li>- Stone socks</li> <li>- Black shoes/desert boots (2)</li> <li>- Corps pattern belt</li> <li>- Anodised RMs</li> </ul>

#### DECORATIONS/MEDALS:

- None.

#### NOTES:

- (1) Beret with anodised badge. Band personnel wear caps.
- (2) Desert boots may be worn if issued for certain drafts/appointments.

Officers	WOs & SNCOs	CPLs & MNEs
		

### 3CW DRESS - GENERAL DUTY DRESS WHITE "TROPICAL WORKING RIG" (Yet to be authorised and introduced.)

#### OCCASIONS FOR WEAR:

- Informal daily working rig ashore and afloat

DESCRIPTION
All Ranks
<p><i>As for 4T. (New Dress yet to be authorised.)</i></p> <ul style="list-style-type: none"> <li>- Beret (1)</li> <li>- General Service shirt (2)</li> <li>- Black on green rank slides (3)</li> <li>- Green Shorts</li> <li>- Belt</li> <li>- Boat Shoes (4)</li> </ul>

#### DECORATIONS/MEDALS:

- None.

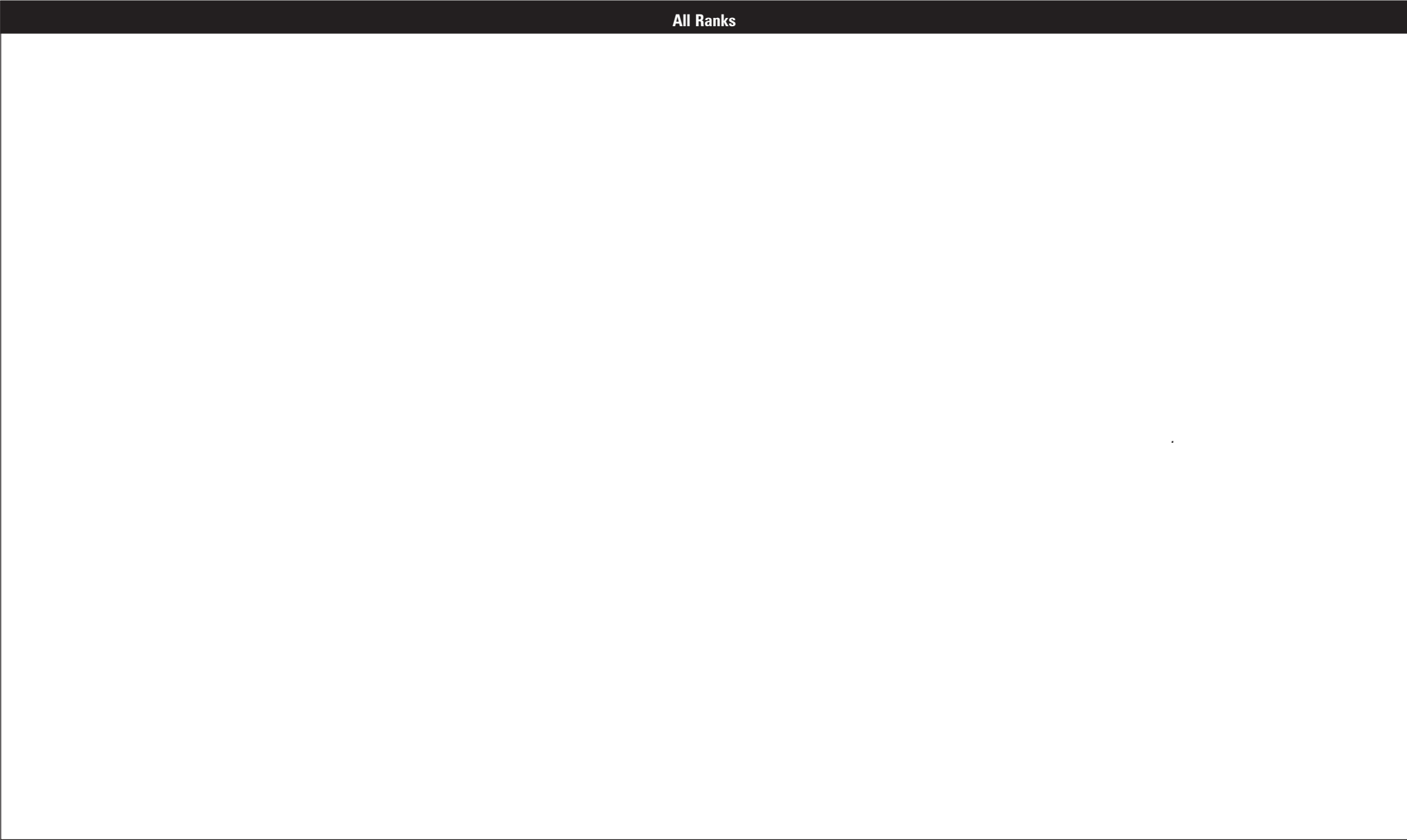
#### NOTES:

- (1) Beret with bronze badge.
- (2) Green T Shirt may be worn when ordered (not for officers).
- (3) Rank worn with t-shirt should be on a green cloth wrist strap.
- (4) Desert boots May be worn with combat socks if appropriate.





All Ranks



**WOIRM/WO2 RM SWORD WEARING****OCCASIONS FOR WEAR:**

- As per RM Dress Table





## **BR 81 - CHAPTER 4**

### **RM OFFICERS & OTHER RANKS**

#### **ANNEX B**

#### **RM OFFICERS OUTFIT SCALES**

## SCALE 1 - RM OFFICERS ENTERED FOR GENERAL SERVICE

### 1. ENTITLEMENT TO SCALE

- a. The uniform outfit shown at paragraph 2 is to be issued to all officers including SO(LE) on first entry.
- b. Officers who resume full RM Service, or return on FTRS, after a break of more than 4 years are entitled to free issue of uniform in accordance with paragraph 2.
- c. Officers who resume full RM Service, or return on FTRS, after a break of less than 4 years are to be reimbursed in accordance with BR 1950 1304.

### 2. BASIC OUTFIT

SCALE NOTES

#### a. Items provided by means of cash grant

Boots, ankle, black . . . . .	1 pr
Cap, plastic, RM Officers . . . . .	1
Tie, Khaki, light braided . . . . .	1
Luggage allowance . . . . .	

Cash grant paid automatically by AFPAA on receipt of OAL  
Grants and allowances scale 128 refers

#### b. Items provided by contract arrangement

Blue serge uniform suit (tunic and trousers) . . . . .	1
Lovat suit (tunic and trousers) . . . . .	1
Scarlet mess jacket . . . . .	1
Blue mess waistcoat . . . . .	1
Blue mess trousers . . . . .	1 pr

#### c. Items issued from Service stocks

##### Badges:

Globe and Laurel silver/anodised small (collar badge) . . . . .	1 pr
Globe and Laurel silver/anodised large (cap/beret) . . . . .	2
Lion and Crown anodised (cap/beret) . . . . .	2
Globe and Laurel silver/anodised miniature (for mess jacket) . . . . .	1 pr
Globe and Laurel bronze small (collar badge) . . . . .	1 pr
Globe and Laurel bronze (for beret-combat dress) . . . . .	1
Lion and Crown (for beret-combat dress) . . . . .	1
Stars, rank anodised 1.59 cms (for raincoat and blue tunic) . . . . .	4
Stars, rank bronze 1.59 cms (for lovat tunic) . . . . .	4
Stars, rank anodised 0.95 cms (for mess jacket) . . . . .	4

##### Sliders:

##### Shoulder rank badges:

Black on green (for heavy wool jerseys and combat shirts) . . . . .	4
DPM (for combat jackets) . . . . .	2

##### Flashes:

Royal Marines Commando, red on blue ) for heavy . . . . .	1 pr	(a)
Royal Marines Band Service, red on blue ) wool jerseys . . . . .	1 pr	(b)
Royal Marines Commando, Black on green for DPM garments . . . . .	5 prs	
Bag, daysack, black . . . . .	1	
Bag, travelling . . . . .	1	
Belt, waist, Corps pattern . . . . .	1	
Beret, green, RM. . . . .	1	(a)



	SCALE	NOTES
Braces . . . . .	1 pr	
Buckle, anodised, 2 prong . . . . .	1	
Buckle, Bronze, 2 prong . . . . .	1	
Buttons:		
Buttons, Corps, anodised:		
2.54 cms size (blue tunic) . . . . .	4	
1.90 cms size (blue tunic) . . . . .	10	
Buttons, Corps, bronze:		
2.54 cms size (lovat tunic) . . . . .	4	
1.90 cms size (lovat tunic) . . . . .	10	
Buttons, Lion and Crown, gilt:		
1.90 cms size (mess jacket) . . . . .	4	
1.27 cms size (mess jacket) . . . . .	4	
Cummerbund, scarlet . . . . .	1	
Gloves, brown cape . . . . .	1 pr	
Holdall . . . . .	1	
Jersey, wool, heavy, olive . . . . .	1	(g)
Knife, clasp . . . . .	1	
Knife, fork and spoon set . . . . .	1	
Lanyard, blue (officers) . . . . .	1	
Lanyard, AP . . . . .	1	
Letters:		
'RM' anodised . . . . .	1 pr	
'RM' bronze . . . . .	1 pr	
Mug . . . . .	1	
Shirt, evening, collar-attached . . . . .	2	
Shirt, stone, long sleeve . . . . .	2	
Shirt, stone, short sleeve . . . . .	3	
Shirt, white, double cuff . . . . .	2	
Shirt, white, short sleeve . . . . .	2	
Shoes, black leather, with toe-cap . . . . .	1 pr	
Shoes, fitness . . . . .	1 pr	
Shoes, training, indoor . . . . .	1 pr	
Socks, black . . . . .	3 prs	
Socks, combat, black . . . . .	6 prs	
Tie, black . . . . .	1	
Tie, evening, double ended . . . . .	1	
Trousers, lovat, barrack dress . . . . .	1 pr	
Waist hooks, bronze . . . . .	1 pr	
Waist hooks, black . . . . .	1 pr	

### 3. ADDITIONAL ITEMS FOR CERTAIN OFFICERS

SCALE NOTES

#### a. Young officers on first joining Officer's Training Wing, Lympstone

Beret, blue, RM . . . . .	2	(d)
Boots, Army pattern (AP) . . . . .	1 pr	(h)
Face veil . . . . .	1	(h)
Jersey, wool, heavy, olive . . . . .	1	(g)
Laces (for boots AP) . . . . .	1 set	(h)
Shorts, PT, blue . . . . .	2 prs	(h)
Socks, gortex . . . . .	1	(h)
Vests, cotton, gym, blue . . . . .	2	(h)



	SCALE	NOTES
<b>b. Officers of the rank of Lt Colonel appointed as Equerries, MAs, ADCs and Flag Lieutenants, or Major.</b>		
Items provided by means of a cash grant:		
Overalls . . . . .	1 pr	
Wellington boots . . . . .	1 pr	
Spurs . . . . .	1 pr	
Cash grant paid automatically by AFPAA on receipt of OAL		
Grants and allowances scale 135 refers		
<b>c. RM Adjutants on first appointment</b>		
Items provided by means of a cash grant:		
Overalls . . . . .	1 pr	
Wellington boots . . . . .	1 pr	
Spurs . . . . .	1 pr	
Cash grant paid automatically by AFPAA on receipt of OAL		
Grants and allowances scale 133 refer		
<b>d. Officers appointed to Royal Navy Students Presentation Team, Area Careers Liaison Officers and as Ethnic Minority Liaison Officers</b>		
Items provided by contract arrangement:		
Lovat suit (tunic and trousers) . . . . .	1	
<b>4. TROPICAL OUTFIT</b>	<b>SCALE</b>	<b>NOTES</b>
(Issued on first occasion of need)		
<b>a. Items provided under special contract</b>		
Jacket, mess, white )	2	
Waistcoats, mess white )	2	
Tunic, white, cloth )	2	(f)
Trousers, white )	2	(f)
Shoes, white . . . . .	1 pr	(f)
<b>b. Items issued from Service stocks</b>		
Badges:		
Globe and laurel, anodised: sm (collar badge) . . . . .	1 pr	
Globe and laurel, silver/anodised miniature (for mess jacket) . . . . .	1 pr	
Buttons, Corps, anodised:		
2.54 cms size (stone jacket) . . . . .	4	
1.90 cms size (stone jacket) . . . . .	6	
Buttons, Lion and Crown, gilt:		
1.90 cms size (white mess jacket) . . . . .	4	
1.27 cms size (white mess coat) . . . . .	4	
Stars, rank, anodised:		
1.59 cms size (stone jacket) . . . . .	1 set	
1.27 cms size (white mess jacket) . . . . .	1 set	
Buckle, anodised, 2 prong . . . . .	1	
Waist hooks, brass . . . . .	1 pr	



	SCALE	NOTES
Trousers, stone . . . . .	2 prs	
Jacket, stone . . . . .	2	
<b>5. ADDITIONAL ITEMS FOR CERTAIN OFFICERS</b>	<b>SCALE</b>	<b>NOTES</b>
<b>a. Officers serving in detachments afloat</b>		
Shorts, tropical stone . . . . .	2 prs	
Stockings, stone . . . . .	2 prs	
Shirt, AWD . . . . .	3	
Trousers, AWD . . . . .	2	
<b>b. Officers serving with Naval party 1002, Diego Garcia</b>		
Shirts, stone, short sleeve. . . . .	4	
Shoes, boat. . . . .	1 pr	
Shorts, stone. . . . .	6 prs	
Stockings, stone . . . . .	2 prs	
Boots, desert. . . . .	2 prs	
<b>c. Officers serving in prestige posts appointed by CGRM</b>		
Trousers, stone (white prestige) . . . . .	1 pr	(e)
Tunic, stone (white prestige). . . . .	1	(e)
<b>d. General Officers - Ceremonial accoutrements for No 1 Dress</b>		
Gold Shoulder cords . . . . .	1 pr	
Waist sash, crimson and gold. . . . .	1	
Dress sword with metal scabbard . . . . .	1	
Gloves, white, washleather. . . . .	1 pr	
Sword knot, crimson and gold . . . . .	1	
Swords slings, gold. . . . .	2	
<b>e. Band - Officers No 1 Dress</b>		
Gloves, white, wash-leather . . . . .	1 pr	
Frock-coat, blue with stand-up collar. . . . .	1	
Wasit sash, crimson and gold. . . . .	1	
Tunic cloth, blue with stand up collar . . . . .	1	
Cape, cloth, blue . . . . .	1	
Sword with metal scabbad . . . . .	1	
Sword knot, gold. . . . .	1	
Sword slings, gold. . . . .	2	
<b>6. PERSONAL LOAN ITEMS</b>	<b>SCALE</b>	<b>NOTES</b>
Bag, linen . . . . .	1	
Belt, green, waist . . . . .	1	
Boots, combat, assault . . . . .	2 prs	
Combat 95 to scale. . . . .	1 set	(k)
Disc, identity, stainless steel (with 8 de of bead chain and 2 connectors) . . . . .	2	
Drawers, cold weather . . . . .	2 prs	
Gun fenders (peltor) . . . . .	1 pr	
Helmet, combat. . . . .	1	





	SCALE	NOTES
Helmet, cover . . . . .	1	
Insoles for boots, combat, assault . . . . .	2 prs	
Liner for ECW Trousers . . . . .	1 pr	
Respirator, S10 (complete with haversack spare canister and w/bottle cap). . . . .	1	
Sam browne belt, right brace and frog . . . . .	1 set	
Towels, hand, green . . . . .	2	
Vest, cold weather . . . . .	2	

**NOTES:**

- (a) Issued when qualified (except Band officers).
- (b) Issued to Band officers.
- (c) *Intentionally blank.*
- (d) Green beret to be maintained in lieu when qualified.
- (e) RMSTO RNLPO will advise supply procedure.
- (f) Band Officers only. Other Officers serving in prestige appointments are to have approval from RMSTO RNSO.
- (g) Only one JWH to be maintained after initial training.
- (h) Not required to be maintained after initial training.
- (i) Spare.
- (j) Retired Officers who ceased active service more than four years before taking up their RO appointment, are entitled to a gratuitous issue of uniform. Due to the variety of RMs uniforms RM ROs required to wear uniform are to obtain a list of required items of dress from their employing authority and submit to RMSTO RNSO for approval.
- (k) C95 – comprising of:

C95 jacket	Qty 2
C95 shirt	Qty 3
C95 trousers	Qty 3
Shirt, field, cw (Norwegian)	Qty 2
Shirt, 'T' olive	Qty 2
Glove, contact	Qty 1 pr
Glove, CS95	Qty 1 pr
C95 gaitors	Qty 1 pr
Gortex outer jacket	Qty 1
Gortex outer trousers	Qty 1
Fleece	Qty 1

**SCALE 2 - RMR OFFICERS**

1. ENTITLEMENT TO SCALE	SCALE	NOTES
a. The uniform outfit shown at paragraph 2 is to be issued to all officers on first entry		
<b>2. BASIC OUTFIT</b>	<b>SCALE</b>	<b>NOTES</b>
a. Items provided by means of cash grant		
Cap, plastic, RM Officers . . . . .	1	
Blue serge uniform suit (tunic and trousers) . . . . .	1	
Boots, Angle, Black. . . . .	1	
Tie, Khaki. . . . .	1	
Cash grant paid automatically by AFPAA on receipt of OAL		
Grants and allowances scale 305 refer		
b. Items issued from Service stocks		
Badges:		
Globe and Laurel, silver/anodised, lge (cap/beret) . . . . .	1 pr	
Globe and Laurel, silver/anodised, sm (collar badge) . . . . .	2	
Lion and Crown, anodised (cap/beret) . . . . .	1	
Globe and Laurel, bronze (beret-combat dress). . . . .	1	
Lion and Crown (beret - combat dress). . . . .	1	
Stars, rank anodised 1.59 cms (blue tunic). . . . .	4	
Stars, rank bronze 1.29 cms (lovat tunic) . . . . .	4	
Slides:		
Shoulder rank badges:		
Black on green (jersey h/w and shirt) . . . . .	4	
DPM (combat jacket) . . . . .	2	
Flashes:		
Royal Marines Commando, red on blue (jersey h/w) . . . . .	1 pr	(a)
Royal Marines Commando, black on green (DPM) . . . . .	1 pr	(a)
Belt, waist, Corp pattern. . . . .	1	
Beret, blue, RM. . . . .	1	(c)
Braces. . . . .	1 pr	
Clasp, knife . . . . .	1	
Gloves, brown, cape . . . . .	1 pr	
Jersey, Olive H/W . . . . .	1	
Lanyard, blue (officers) . . . . .	1	
Lanyard, AP. . . . .	1	
Letters, RM. . . . .	1 pr	
Mug . . . . .	1	
Shirts, stone, long sleeve . . . . .	2	
Shirts, stone, short sleeve. . . . .	3	
Shirts white, double-cuff. . . . .	2	
Shoes black leather, with toe-cap. . . . .	1 pr	
Shorts, blue. . . . .	1 pr	
Shoes, fitness . . . . .	1 pr	
Socks black. . . . .	2 prs	



	SCALE	NOTES
Socks combat, olive drab . . . . .	3 prs	
Tie black . . . . .	1	
Trousers, lovat barrack dress . . . . .	1 pr	
Vest, blue, gym . . . . .	2	

3. PERSONAL LOAN ITEMS	SCALE	NOTES
Belt, waist, green . . . . .	1	
Boots, combat, assault . . . . .	1 pr	
C95 to scale . . . . .	1 set	(e)
Disc identity . . . . .	2	
Drawers, cold weather . . . . .	2	
Gun fenders (peltor) . . . . .	1	
Insoles, for boots, combat assault . . . . .	1 pr	
Liner, for combat jacket. . . . .	1	
Sam browne belt, right brace and frog . . . . .	1 set	
Towels, hand, green . . . . .	2	

**NOTES:**

- (a) Issued when qualified.
- (b) *Intentionally blank.*
- (c) Green beret to be maintained in lieu when qualified
- (d) RMR Officers undertaking FTRS are entitled to a gratuitous issue of those item that make up the shortfall between Scales 2 and 1. Gratuitous items will be made on first appointment only.
- (e) C95 – comprising of:

C95 jacket	Qty 2
C95 shirt	Qty 3
C95 trousers	Qty 3
Shirt, field, cw (Norwegian)	Qty 2
Shirt, 'T' olive	Qty 2
Glove, contact	Qty 1 pr
Glove, C95	Qty 1 pr
C95 gaitors	Qty 1 pr
Gortex outer jacket	Qty 1
Gortex outer trousers	Qty 1
Fleece	Qty 1



### SCALE 3 - RMR OFFICERS - ADDITIONAL ITEMS REQUIRED ON TRANSFERRING TO THE REGULAR CORPS ON A SPECIAL SHORT SERVICE COMMISSION

1.	SCALE	NOTES
NO CASH GRANT		
a. Items issued from Service stocks		
Bag, travelling . . . . .	1	
Belt, waist, Corps pattern . . . . .	1	
Cummerbund, scarlet . . . . .	1	
Flashes, Royal Marines Commando, black on green (DPM) . . . . .	5 pr	(a)
Holdall . . . . .	1	
Knife, fork and spoon set. . . . .	1	
Jersey, H/W Olive . . . . .	1	
Lanyard, coloured (when required) . . . . .	1	
Letters 'RM', bronze . . . . .	1 pr	
Letters 'RM' anodised . . . . .	1 pr	
Socks, black . . . . .	1 pr	
Socks, combat, black . . . . .	3 prs	
Whistle . . . . .	1	

### 3. PERSONAL LOAN ITEMS

Boots, combat, assault . . . . .	1 pr	
Combat 95 to scale . . . . .	1 set	(b)
Headover . . . . .	1	
Helmet, combat . . . . .	1	
Helmet, cover . . . . .	1	
Insoles for boot, combat assault . . . . .	1	
Respirator, S10 . . . . .	1	
Vest, cold weather . . . . .	2	

### NOTES:

(a) For C 95

(b) C95 – comprising of:

C95 jacket	Qty 2
C95 shirt	Qty 3
C95 trousers	Qty 3
Shirt, field, cw (Norwegian)	Qty 2
Shirt, 'T' olive	Qty 2
Glove, contact	Qty 1 pr
Glove, CS95	Qty 1 pr
C95 gaitors	Qty 1 pr
Gortex outer jacket	Qty 1
Gortex outer trousers	Qty 1
Fleece	Qty 1

**SCALE 4 - RMR OFFICERS - OFFICERS UNIFORM TO BE RETURNED ON EARLY DISCHARGE**

1. Officers discharged within the first six months of service are to return all clothing issued in accordance with BR 81 Ch 4 Annex B Scale 1.
2. Officers discharged after six months but with less than four years service are to return all items in paragraph 4.
3. Officers discharged with more than 4 years service are to return all items on Personal Loan and their AGR.

4.	ITEM		QTY	NOTES
	Respirator, haversack and cannister . . . . .	1		
	Blue . . . . .	1		
	Lovat Suit . . . . .	1		
	Jacket, Mess, scarlet, . . . . .	1		
	Waistcoat, Mess, blue . . . . .	1		
	Cap, plastic officers . . . . .	1		
	Bag, travelling . . . . .	1		
	Waistcoat, white. . . . .	2		(a)
	Jacket, Mess, white . . . . .	2		(a)
	Jersey, H/W Green . . . . .	1		
	Luggage . . . . .			(b)

All items held on Personal Loan as detailed in Kit record Book.

**NOTES:**

- (a) Only if issued with Tropical Clothing.
- (b) Officers are required to refund the cash grant that is paid for the purchase of suitable luggage, unless they can provide the appropriate receipts for luggage bought. Officers, who are unable to provide a receipt, may submit an application for waiver to RNLPO RNSO through NP Sec (T), BRNC or CTCRM as appropriate. Each case will be dealt on its merits. BR 1950 1306 refers.



## **BR 81 - CHAPTER 4**

### **RM OFFICERS & OTHER RANKS**

#### **ANNEX C**

#### **RM WOs, NCOs & O/Rs KIT SCALES**

**SCALE 1 - RM WOS, NCOS AND MEN COMPULSORY KIT SCALES (EXCEPT BUGLERS AND BAND RANKS)**

1. BASIC OUTFIT	SCALE	NOTES
a. Items issued from Service stocks		
Badges:		
Globe and Laurel, anodised, lge (collar badge) . . . . .	1 pr	
OR's, anodised (cap/beret) . . . . .	2	
Globe and Laurel, bronze, sm (collar badge) . . . . .	1 pr	
OR's, bronze (beret-combat dress) . . . . .	1	
Letters:		
RM anodised . . . . .	1 pr	
RM bronze . . . . .	2 pr	
Bag, daysack, black . . . . .	1	
Bag, linen, brown . . . . .	1	
Bag travelling . . . . .	1	
Belt, waist, Corps pattern . . . . .	1	
Beret, blue, RM . . . . .	2	(a)
Boots, ankle, army pattern (AP) . . . . .	1 pr	
Braces . . . . .	1 pr	
Cap, plastic, RM . . . . .	1	
Flashes:		
Royal Marines Commando, red on blue (jersey h/w) . . . . .	1 pr	(a)
Royal Marines Commando, black on green (DPM5) . . . . .	5 pr	(a)
Gloves cotton, white . . . . .	1 pr	
Holdall . . . . .	1	
Jersey, olive, H/W . . . . .	1	
Knife, clasp . . . . .	1	
Knife, fork and spoon set . . . . .	1	
Lanyard, army pattern . . . . .	1	
Mug . . . . .	1	
Pillow slips, cotton . . . . .	2	
Sheets, white . . . . .	3	
Shirts, stone, long sleeve . . . . .	2	
Shirt, stone, short sleeve . . . . .	3	
Shoes, black, leather, DMS . . . . .	1 pr	
Shoes fitness . . . . .	1 pr	
Socks, combat black . . . . .	5 prs	
Suit, Lovat (tunic and trousers) . . . . .	1	
Tie, worsted, braid, drab . . . . .	1	
Trousers, blue, serge No 1 Dress RM . . . . .	1 pr	
Trousers, lovat (barrack dress) . . . . .	1	
Tunic blue, serge No 1 Dress RM . . . . .	1	



**2. ADDITIONAL ITEMS FOR NEW ENTRANTS****SCALE NOTES****a. Items issued from service sources**

Face veil . . . . .	2	(c)
JWH . . . . .	1	(c)
Sheet. . . . .	1	(c)
Shoes, training, indoor . . . . .	1 pr	(c)
Shorts, PT, blue . . . . .	2 prs	(c)
Socks, gortex . . . . .	1	(c)
Vest, blue . . . . .	2	(c)

**3. ADDITIONAL ITEMS FOR CERTAIN RANKS****SCALE NOTES****a. Ranks in detachments afloat****(i) Items issued from service sources**

Jacket WP. . . . .	1	
Shirt, AWD . . . . .	3	(e)
Trousers, AWD . . . . .	2 prs	(e)

**(ii) Items provided on personal loan**

Helmet, white, Wolseley pattern. . . . .	1	
Ball ornament, GM . . . . .	1	
Front, plate . . . . .	1	
Chain, chin, GM. . . . .	1	
Boots, DMS. . . . .	1 pr	

**b. Ranks in Commando Units**

Lanyard, coloured . . . . .	1	
-----------------------------	---	--

**c. Chefs (issued immediately before qualifying course)****(i) Items issued from service stocks**

Jacket, food handlers . . . . .	6	
Neckerchief. . . . .	6	
Trousers, food handlers . . . . .	4 prs	
Apron, food handlers. . . . .	6	
Cap, food handlers . . . . .	4	
Boots, DMS. . . . .	1 pr	

**d. Tradesmen (VM's, ARM, MM)****(i) Items provided on personal loan**

Coveralls, green. . . . .	5 prs	
Boots, DMS. . . . .	1 pr	

**e. Drivers****(i) Items on personal loan**

Coveralls, green. . . . .	2	
Boots, DMS. . . . .	1 pr	

**f. Mountain Leaders****(i) Items on personal loan**

Tracksuit . . . . . 1

**g. Physical Training Instructors****(i) Items issued from service stocks**

Tracksuit . . . . . 2  
Shorts, white . . . . . 3  
Socks, white . . . . . 5  
Trousers, gym . . . . . 2  
Waist, belt . . . . . 1  
Vest, gym . . . . . 5  
Indoor top, white, . . . . . 2  
Sweatshirt, grey . . . . . 2  
Shoe, fitness training . . . . . 2  
Training shoe, indoor . . . . . 2 (g)  
Track suit, gortex, blue . . . . . 1

**4. ADDITIONAL ITEMS ISSUED ON PROMOTION****SCALE****NOTES****a. Sergeant**

Sash, worsted, scarlet . . . . . 1

**b. Warrant Officer 1****(i) Items provided by means of a cash grant**

Tunic, blue No 1 Dress, officers' pattern material with stand-up collar . . . . . 1  
Boots ) officers pattern . . . . . 1 pr  
Cap, plastic ) . . . . . 1

**(ii) Items provided from Service sources**

Badge, beret, anodised, officer's pattern . . . . . 1  
Badge, cap, officer's pattern . . . . . 1  
Badge, collar, anodised and silver . . . . . 2  
Lanyard, blue, officers' pattern . . . . . 1  
Shoes, black leather with toe caps, officers pattern . . . . . 1 pr

**c. Warrant Officer 2****(i) Items provided from Service sources**

Badge, split anodised (for cap & beret) . . . . . 2  
Badge, split bronze (for beret) . . . . . 1  
Gloves, brown, cape . . . . . 1 pr



5. TROPICAL OUTFIT	SCALE	NOTES
(Issued on first occasion of need)		
<b>a.</b>		
Buttons, anodised, large . . . . .	4	
Buttons, anodised, small . . . . .	6	
Jacket, stone . . . . .	2	
Trousers, stone . . . . .	2	
Rings, split . . . . .	10	
Waist hooks, brass . . . . .	1 pr	
<b>b. Additional items for certain ranks</b>		
<b>(i) Ranks in detachment afloat</b>		
Shorts, stone . . . . .	2 prs	
Stockings, stone . . . . .	2 prs	
Shoes Boat . . . . .	1 pr	

## 6. PERSONAL LOAN ITEMS

<b>a. All ranks</b>		
Bag, kit, seaman's (large) . . . . .	1	
Bag, kit, universal (small) . . . . .	1	
Belt sword, brown leather . . . . .	1	(f)
Belt, waist, green . . . . .	1	
Boots, combat, assault . . . . .	2 prs	
Combat 95 . . . . .	1 set	(h)
Disc, identity . . . . .	2	
Drawers, cold weather . . . . .	1 pr	
Gun fenders (peltor) . . . . .	1	
Helmet, combat . . . . .	1	
Helmet cover . . . . .	1	
Insoles for boots, combat assault . . . . .	2 prs	
Plastic Equipment:		
Belt, waist, white . . . . .	1	(e)
Locket union . . . . .	1	(e)
Respirator, S10 (canister, haversack, w/bottle cap) . . . . .	1	
Sam Browne Belt, right brace and frog . . . . .	1 set	(d)
Towels, hand, green . . . . .	2	
TRS ECW liner . . . . .	1 pr	
Vest, cold weather . . . . .	2	

### NOTES:

- (a) Only when qualified Beret Blue replaced with Beret Green.  
(b) *Intentionally blank.*  
(c) Not required to be maintained after initial training.  
(d) WO(1) only.  
(e) Not Warrant Officers.  
(f) WO2 and Provost Sergeant only.  
(g) Local purchase only, further information available from SO Policy HMS TEMPERAIRE.  
(h) C95 – comprising of:

C95 jacket	Qty 2	C95 shirt	Qty 3
C95 trousers	Qty 3	Shirt, field, cw (Norwegian)	Qty 2
Shirt, 'T' olive	Qty 2	Glove, contact	Qty 1 pr
Glove, C95	Qty 1 pr	C95 gaitors	Qty 1 pr
Gortex outer jacket	Qty 1	Gortex outer trousers	Qty 1
Fleece	Qty 1		



## SCALE 2 - BANDSMEN

1. BASIC OUTFIT	BUGLERS	BAND RANKS	NOTES
a. Items issued from Service sources			
Badges:			
Globe and Laurel, silver/anodised, sm (collar badge) . . . . .	2	2	
Globe and Laurel, silver/anodised lge (cap/beret) . . . . .	2	2	
Globe and Laurel, bronze, sm (collar badge) . . . . .	2	2	
Globe and Laurel, bronze, (beret-combat dress) . . . . .	1	1	
Letters:			
RM anodised . . . . .	1 pr	1 pr	
RM bronze . . . . .	2 pr	2 pr	
Bag, linen, brown . . . . .	1	1	
Bag, travelling . . . . .	1	1	
Belt, waist, Corps pattern . . . . .	1	1	
Beret, blue . . . . .	1	1	
Boots, RM, band . . . . .	1 pr	1 pr	
Braces . . . . .	1 pr	1 pr	
Cap, plastic, RM . . . . .	2	2	
Flashes:			
Royal Marines Band Service, red on blue (jersey h/w) . . . . .	1 p	1 pr	(s)
Royal Marines, Band Service, black on green . . . . .	5 pr	5 pr	(s)
Gloves, cotton, white . . . . .	3 pr	1 pr	(g)
Holdall . . . . .	1	1	
Jersey, wool, heavy . . . . .	2	2	
Knife clasp . . . . .	1	1	
Knife, fork and spoon set . . . . .	1	1	
Lanyard, army pattern . . . . .	1	1	
Mug . . . . .	1	1	
Pillow slips . . . . .	2	2	
Sheets, white . . . . .	3	3	
Shirts, GS . . . . .	2	2	
Shirts, stone, long sleeve . . . . .	2	2	
Shirts, stone, short sleeve . . . . .	5	5	
Shirts, white . . . . .	2	2	
Shoes, black leather DMS . . . . .	1 pr	1 pr	
Socks, combat, olive drab . . . . .	5 prs	5 prs	
Shoes, fitness . . . . .	1 pr	1 pr	
Shoes, training, indoor . . . . .	1 pr	1 pr	
Trousers, lovat (barrack dress) . . . . .	2 prs	2 prs	
Trousers, blue, No 1 Dress RM . . . . .	2 prs	-	
Trousers, blue, No 1 Dress RM Band . . . . .	-	2 prs	
Tunic blue, No 1 Dress RM . . . . .	1	1	
Whistle . . . . .	1	1	

**2. ADDITIONAL ITEMS FOR NEW ENTRANTS****BUGLERS****BAND  
RANKS****NOTES****a. Items provided from Service sources**

Jersey, sports . . . . .	2	2	
Stockings, blue or white . . . . .	2 prs	2 prs	
Shorts, PT, blue . . . . .	2 prs	2 prs	
Vests, gym, RCT . . . . .	2	2	(a)

**b. To be provided by the individual**

Brush, clothes . . . . .	1	1	
Brush, shoe cleaning . . . . .	1	1	
Brush, shoe polishing . . . . .	1	1	
Sewing kit . . . . .	1	1	
Scissors . . . . .	1 pr	1 pr	
Towels, hand . . . . .	2	2	

**3. ADDITIONAL ITEMS FOR CERTAIN RANKS****BUGLERS****BAND  
RANKS****NOTES****a. RM Band PORTSMOUTH**

Divisional tunic . . . . .	-	1	(b)
Cap, plastic . . . . .	-	1	(c)

**4. ADDITIONAL ITEMS ISSUED ON PROMOTION****BUGLERS****BAND  
RANKS****NOTES****a. Sergeant**

Sash, worsted, scarlet . . . . .	1	1	
----------------------------------	---	---	--

**5. TROPICAL CLOTHING****BUGLERS****BAND  
RANKS****NOTES****a. Items provided from Service sources**

Tunic, white, ceremonial . . . . .	2	2	(d)
Shirt, white, short sleeve . . . . .	2	2	(d)
Trousers, white . . . . .	2	2	(d)
Shoes, white, tropical . . . . .	1 pr	1 pr	(d)

**b. Additional items for certain ranks****(i) Buglers and Band Service afloat**

Shoes, boat . . . . .	1 pr	1 pr	
Shorts, stone . . . . .	2 prs	2 prs	
Stockings, stone . . . . .	2 prs	2 prs	

## 6. PERSONAL LOAN ITEMS

### BUGLERS

### BAND RANKS

### NOTES

#### a. All ranks

Bag, kit, seamans (large) . . . . .	1	1	
Bag, kit, universal (small) . . . . .	1	1	
Boots, combat, assault . . . . .	2 prs	2 prs	
Disc, identity . . . . .	2	2	
Drawers, cold weather . . . . .	1 pr	1 pr	
Insoles for boots, combat assault . . . . .	2	2	
Combat 95 . . . . .	1 set	1 set	
Respirator, S10 . . . . .	1	1	
Towels, hand, green . . . . .	2	2	
Plastic equipment (white):			
Belt waist . . . . .	1	1	(f)
Belt, cross band . . . . .		1	(f)
Pouch, music, band . . . . .		1	(f)
Device for pouch . . . . .		1	(f)
Carriage, drum . . . . .	1	1	(g)
Belt, sword, brown leather . . . . .	1	1	(h)
Cape, cloth, band . . . . .	1	1	(i)
Cover, protective . . . . .	1	1	
Tunic cloth, yellow-braided (below Band Sergeant) . . . . .	1	1	(j)
Tunic cloth, gold braided (Band Sergeant and above) . . . . .	1	1	(k)
Tunic cloth, gold-braided (Drum major pattern) . . . . .	1		(l)
Overalls, blue (officer's pattern) . . . . .	1 pr		(l)
Wellington boots (officer's pattern) . . . . .	1 pr		(l)
Dress cord, royal, worsted (other than Bugle Major) . . . . .	1	-	(m)
Aprons leg, white RM Band . . . . .	3	3	(g)
Aprons, leg, cushioned (green and red) . . . . .	1	1	(g)
Bugle . . . . .	1	-	(n)
Drum, side, complete . . . . .	1		(n)
Drum case for sticks drum . . . . .	1		(n)
Collar badge (embroidered), gold on scarlet . . . . .	2	2	(k)
Collar badge (embroidered), yellow on scarlet . . . . .	2	2	(j)
Rank badge (chevrons) gold on scarlet . . . . .	1 set	1 set	(o)
Globe and laurel arm badge gold on blue . . . . .	1	1	(p)
Royal Arms, gold on blue . . . . .	1	1	(q)
Lyre in wreath crown above, gold on blue . . . . .	-	1	(r)
Branch badge, gold on blue for Buglers . . . . .	1	-	
Helmet, white, Wolseley pattern . . . . .	1	1	
Ball ornament . . . . .	1	1	
Front, plate, GM . . . . .	1	1	
Chain, chin, GM . . . . .	1	1	

### NOTES:

- Not required to be maintained after initial training.
- To be ordered by special measure through RM Poole Clothing Store. RNLPO to authorise.
- For wear with the Royal Cypher.
- Tropical Uniform to be issued during third term of initial training.
- Intentionally Blank.*
- Band Corporals and below only.
- Buglers and Percussionist only.
- WO2 Bandmaster, Drum and Bugle Majors only.
- Cloth band cape issued to Band ranks and Buglers only on becoming sufficiently trained to take their place in a band for ceremonial.



- (j) Band Sergeant and below only.
- (k) Band Sergeant and above only.
- (l) Drum Majors only.
- (m) Not Bugle Majors.
- (n) Percussionist and Buglers only.
- (o) Sergeant and below only.
- (p) Colour Sergeant only.
- (q) WO 1 only.
- (r) WO 2 Bandmaster only.
- (s) Only when qualified.



## SCALE 3 - BANDSWOMEN

1. BASIC KIT	BUGLERS	BAND RANKS	NOTES
a. Items provided by means of a hoisery allowance			
Tights, brown . . . . .	12 prs	12 prs	
b. Items provided by contract			
Cap, plastic, female musicians . . . . .	2	2	
Shirt, stone, long sleeve . . . . .	2	2	
Skirt, lovat (barrack dress) . . . . .	1	1	
Trousers lovat (barrack dress) . . . . .	1 pr	1 pr	
Trousers, blue, No 1 dress, RM. . . . .	2 prs	-	
Trousers, blue, No 1 dress, RM band . . . . .	-	2 prs	
Tunic, blue, No 1 dress, RM . . . . .	1	1	(a)
Tunic, cloth, yellow braided (below Band Sergeant) . . . . .	1	1	(j)
Tunic, cloth, gold braided (Band Sergeant and above) . . . . .	1	1	(k)
Tunic, blue, gold braided (Drum Major pattern) . . . . .	1		(l)
c. Items provided from Service sources			
Badges:			
Globe and Laurel, silver/anodised, sm (collar badge) . . . . .	2	2	
Globe and Laurel, silver/anodised lge (cap/beret) . . . . .	2	2	
Globe and Laurel, bronze, sm (collar badge) . . . . .	2	2	
Globe and Laurel, bronze, (beret-combat dress) . . . . .	1	1	
Letters:			
RM anodised . . . . .	1 pr	1 pr	
RM bronze . . . . .	2 pr	2 pr	
Bag, linen, brown . . . . .	1	1	
Bag, travelling . . . . .	1	1	
Belt, waist, Corps pattern . . . . .	1	1	
Beret, blue (RM) . . . . .	1	1	
Boots, RM Band . . . . .	1 pr	1 pr	
Braces . . . . .	1 pr	1 pr	
Defenders, ear . . . . .	1 pr	1 pr	
Gloves, cotton, white . . . . .	3 pr	1 pr	(n)
Flashes:			
Royal Marines Band Service red on blue (jersey h/w) . . . . .	1 pr	1 pr	(t)
Royal Marines Band Service black on green . . . . .	5 pr	5 pr	(t)
Holdall . . . . .	1	1	
Jersey, olive H/W . . . . .	2	2	
Knife, clasp . . . . .	1	1	
Knife, fork and spoon set . . . . .	1 set	1 set	
Lanyard Army pattern . . . . .	1	1	
Mug . . . . .	1	1	
Pillow slips . . . . .	2	2	
Sheets, white . . . . .	3	3	
Shirts, stone, short sleeve . . . . .	5	5	
Shirt, white, long sleeve . . . . .	2	2	
Shoes, black leather, DMS . . . . .	1 pr	1 pr	(d)
Shoes, fitness . . . . .	1 pr	1 pr	
Shoes, training, indoor . . . . .	1 pr	1 pr	
Socks, combat, GS, olive drab . . . . .	5 prs	5 prs	
Whistle . . . . .	1	1	





d. To be provided by the individual

Brush, clothes . . . . .	1	1
Brush, shoe cleaning . . . . .	1	1
Brush, shoe polishing . . . . .	1	1
Sewing kit . . . . .	1	1
Nightwear . . . . .	2	2
Panties . . . . .	3 prs	3 prs
Scissors . . . . .	1 pr	1 pr
Towels, hand . . . . .	2	2

2. ADDITIONAL ITEMS FOR NEW ENTRANTS

BUGLERS

BAND  
RANKS

NOTES

a. Items provided by Service sources

Jersey, sports . . . . .	2	2	
Stockings, blue or white . . . . .	2 prs	2 prs	
Shoes, gymnasium . . . . .	1 pr	1 pr	
Shorts, PT, blue . . . . .	2 prs	2 prs	(s)
Vests, gym, RCT . . . . .	2	2	(s)

3. ADDITIONAL ITEMS FOR CERTAIN RANKS

BUGLERS

BAND  
RANKS

NOTES

a. RM Band PORTSMOUTH

Divisional Tunic . . . . .	-	1	(b)
Cap, plastic . . . . .	-	1	(c)

4. ADDITIONAL ITEMS ON PROMOTION

BUGLERS

BAND  
RANKS

NOTES

a. Sergeant

Sash, worsted, scarlet . . . . .	1	1	
----------------------------------	---	---	--

5. TROPICAL CLOTHING

BUGLERS

BAND  
RANKS

NOTES

Initial issue (on first occasion of need) - scale to be maintained

a. Items to be provided by contract

Tunic, white, ceremonial . . . . .	2	2	(d)
Shirt, white, short sleeve . . . . .	2	2	(d)
Trousers, white . . . . .	2	2	(d)
Shoes, white, tropical . . . . .	1 pr	1 pr	(d)

b. Additional items for certain ranks

(i) Buglers and Band ranks afloat

Shoes, boat . . . . .	2 pr	2 pr	
Shorts, stone . . . . .	2 prs	2 prs	
Stockings, stone . . . . .	2 prs	2 prs	

6. PERSONAL LOAN ITEMS SUBJECT TO PERIODIC REISSUE	BUGLERS	BAND RANKS	NOTES
Bag, kit, seamans (large) . . . . .	1	1	
Bag, kit, universal (small) . . . . .	1	1	
Belt, waist, green . . . . .	1	1	
Boots, combat, assault . . . . .	2 prs	2 prs	
Disc, identity . . . . .	2	2	
Drawers, cold weather . . . . .	1 pr	1 pr	
Insoles for boots, combat assault . . . . .	2	2	
Combat 95 . . . . .	1 set	1 set	(u)
Respirator S10 . . . . .	1	1	
Towels, hand, green . . . . .	2	2	
Plastic, equipment (white):			
Belt, waist. . . . .	1	1	(f)
Belt, cross band-. . . . .		1	(f)
Pouch, music, band. . . . .		1	(f)
Device for pouch. . . . .		1	(f)
Carriage, drum . . . . .	1		(g)
Belt, sword, brown leather . . . . .	1	1	(h)
Cape, cloth, band . . . . .	1	1	(i)
Cover, protective. . . . .	1	1	
Trousers, blue, RM band No 1. . . . .		1	
Overalls, blue (officers pattern). . . . .	1 pr		(l)
Wellington boots (officers pattern) . . . . .	1 pr		(l)
Dress, cord, royal worsted . . . . .	1	-	(l)
Aprons, leg, white, RM band . . . . .	3	3	(g)
Aprons, leg, cushioned (green and red) . . . . .	1	1	(g)
Bugle. . . . .	1		(n)
Drum, side, complete . . . . .	1		(n)
Drum, case for sticks, drum . . . . .	1	-	(n)
Collar badges, embroidered gold on scalet . . . . .	2	2	(k)
Collar badges, embroidered yellow on scarlet . . . . .	2	2	(j)
Rank badges (chevrons) gold on scarlet . . . . .	1 set	1 set	(o)
Globe and Laurel arm badge gold on blue. . . . .	1	1	(p)
Royal Arms,gold on blue . . . . .	1	1	(q)
Lyre in wreath, crown above, gold on blue. . . . .	-	1	(r)
Branch blue gold on blue for buglers. . . . .	1	-	
Helmet, white, wolsely pattern . . . . .	1	1	
Ball ornament, GM . . . . .	1	1	
Front plate, GM . . . . .	1	1	
Chain, chin, GM . . . . .	1	1	

**NOTES:**

- (a) Orchestal concert/dance band dress.
- (b) To be ordered by special measure through RM Poole Clothing Store.
- (c) For wear with the Royal Cypher.
- (d) Tropical uniform to be issued during final term of initial training.
- (e) *Intentionally blank.*
- (f) Band corporals and below only.
- (g) Buglers and percussionists only.
- (h) W02 Bandmaster, Drum and Bugle Majors only.
- (i) Cloth band cape issued to Band ranks and Buglers only on becoming sufficiently trained to take their place in a band for ceremonia.
- (j) Band Sergeant and below only.
- (k) Band Sergeant and above only.
- (l) Drum Majors only.



- (m) Not Bugle Majors.
- (n) Percussionists and buglers only.
- (o) Sergeant and below only.
- (p) Colour Sergeant only.
- (q) WO1 only.
- (r) WO2 Bandmaster only.
- (s) Not required to be maintained after initial training.
- (t) Only when qualified).
- (u) C95 – comprising of:
 

C95 jacket	Qty 2
C95 shirt	Qty 3
C95 trousers	Qty 3
Shirt, field, cw (Norwegian)	Qty 2
Shirt, 'T' olive	Qty 2
Glove, contact	Qty 1 pr
Glove, C95	Qty 1 pr
C95 gaitors	Qty 1 pr
Gortex outer jacket	Qty 1
Gortex outer trousers	Qty 1
Fleece	Qty 1

**SCALE 4 - HOME RETENTION SCALE OF KIT FOR MALE RM RFR PERSONNEL**

1. The Home Retention Scale of Kit listed below is to be retained on discharge from active service by RM WOs, NCOs with a Reserve liability.

Item	SCALE
Respirator and haversack . . . . .	1
Badges G&L/L&C, bronze (as appropriate) . . . . .	1 of each
Badges, rank, slides, on green . . . . .	2 sets
Bag travelling . . . . .	1
Belt, waist, Corps pattern . . . . .	1
Belt, waist, green . . . . .	1
Beret, green . . . . .	1
Boots, combat, assault . . . . .	1 pr
C95 Shirt . . . . .	2
C95 Trousers . . . . .	2
C95 Field Jacket . . . . .	1
C95 Rank Slides . . . . .	(as appropriate)
Disc, identity . . . . .	2
Jersey, H/W olive . . . . .	1
Kit, record, book . . . . .	1
Kit bag, universal. . . . .	1
Knife, fork and spoon . . . . .	1 set
Mug, green . . . . .	1
Shoes, fitness training. . . . .	1 pr
Towel, hand, green . . . . .	1



## SCALE 5 - HOME RETENTION SCALE OF KIT FOR FEMALE RM RFR PERSONNEL

1. The Home Retention Scale of Kit listed below is to be retained on discharge from active service by female RM WOs, NCOs Musicians and Buglers with a Reserve liability.

Female Warrant Officers, NCOs, Musicians and Buglers

Item	SCALE
Beret, blue. . . . .	1
Badges, G&L/L&C, bronze (as appropriate) . . . . .	1 of each
Badges, rank slides, black on green . . . . .	2 prs
Belt, waist, Corps, pattern . . . . .	1
Belt, waist, green . . . . .	1
Boots, combat, assault . . . . .	1 pr
Boots, combat, assault, insoles . . . . .	2
Defenders, ear. . . . .	1 pr
Disc, identity, stainless steel c/w chain and connectors . . . . .	2
Jersey, wool, heavy . . . . .	1
Kit record book . . . . .	1
Kitbag, universal . . . . .	1
Knife, fork and spoon . . . . .	1 set
Mug, green . . . . .	1
Shoes, fitness, training . . . . .	1 pr
Skirt, lovat, barrack dress . . . . .	1
Socks, GS, olive drab . . . . .	2 prs
Towel, hand, green . . . . .	1

**SCALE 6 - ROYAL MARINES/RM BAND - SCALE OF UNIFORM TO BE TAKEN TO MILITARY CORRECTIVE TRAINING CENTRE****a. Items available from Service sources**

Item	SCALE	
Badge, beret, anodised . . . . .	1	
Badge, beret, bronze . . . . .	1	
Badge, bronze letter, 'RM' . . . . .	2	
Badge, collar, bronze . . . . .	2	
Bag, kit, seaman's . . . . .	1	
Beret green or blue . . . . .	1	
Belt, Corps, pattern . . . . .	1	
Belt, waist, white and locket union . . . . .	1	
Boots, combat, assault . . . . .	1 pr	
Boots, ankle, Army pattern . . . . .	1 pr	
Cap, plastic, RM . . . . .	1	
Combat, 95 . . . . .	1 set	(j)
Jersey, wool, heavy . . . . .	2	
Respirator, complete with haversack and cannister . . . . .	1	
Shirt, short sleeve, stone . . . . .	2	
Shirt, long sleeve, stone . . . . .	2	
Shoes, black, leather, DMS . . . . .	1 pr	
Shoes, PT . . . . .	1 pr	
Socks, GS . . . . .	4 prs	
Suit, lovat (tunic and trousers) . . . . .	1	
Tie, worsted, braid, drab . . . . .	1	
Towel, hand, green . . . . .	2	
Trousers, lovat, barrack dress . . . . .	1 pr	

**b. Items to be provided by the individual**

Brush, clothes . . . . .	1
Brush, hair . . . . .	1
Brush, shoe, cleaning . . . . .	1
Brush, shoe, polishing . . . . .	1
Cloth, face . . . . .	1
Comb . . . . .	1
Dusters . . . . .	2
Razors (disposable) (male personnel) . . . . .	1 pkt
Shampoo (unopened) . . . . .	1
Shoe polish (unopened) . . . . .	1
Soap . . . . .	3 bars
Toothpaste . . . . .	1
Toothbrush . . . . .	1
Twisters/elastics . . . . .	4
Underwear . . . . .	5
Washing powder (unopened) . . . . .	1

**c. Female personnel**

Bun, nets and grips (long hair)  
Sanitary Towels  
Tights

**SCALE 7 - NAVAL CAREERS SERVICE MALE RM/RM BAND SERVICE RFR CAREERS ADVISER (CA)**

	SCALES	REPLACEMENT RATES	NOTES
<b>a. Items provided by contract</b>			
Badge, breast, Naval Careers Service. ....	2	As required	(a)
Trousers, blue, No 1 Dress RM (including Buglers). ....	1	Nil	(d)
Trousers, blue, No 1 Dress RM Band (Band Ranks) ....	1	Nil	(d)
Tunic, blue, No 1 Dress RM ....	1	Nil	(d)
<b>b. Items issued from Service sources</b>			
Badges:			
Anodised (for cap and beret). ....	2	As required	
Anodised, collar (for blue tunic) ....	2	As required	
Anodised, letters 'RM'. ....	2	As required	
Bronze, collar (for lovat tunic) ....	2	As required	
Bronze, letters 'RM'. ....	4	As required	
Belt, waist, Corps pattern. ....	1	As required	
Beret, green (except RM Band Service) ....	1	As required	
Cap, plastic, officers. ....	1	As required	(f)
Cap, plastic, RM. ....	1	As required	(g)
Flashes, shoulder (for jersey, wool, heavy, olive) ....	2	As required	
Gloves, brown, cape. ....	1 pr	As required	(h)
Gloves, cotton, white. ....	1 pr	As required	(i)
Jersey, wool, heavy, olive. ....	1	As required	
Lanyard, blue, officers' pattern. ....	1	As required	(f)
Shirt, mans, stone, long sleeve. ....	4	As required	
Shirt, mans, stone, short sleeve. ....	4	As required	
Shoes, black leather, DMS. ....	1 pr	As required	(g)
Shoes, black leather, with toe caps, officers' pattern. ....	1 pr	As required	(f)
Socks, combat GS, olive drab. ....	2 prs	As required	
Socks, black, officers. ....	2 prs	As required	
Suit, lovat (tunic, trousers and belt with bronze buckle) inc ex RM Band. .	1	Every 5 years	(d)
Tie, worsted, braid, drab. ....	2	As required	(g)
Tie, khaki, light braided. ....	2	As required	(f)
Trousers, lovat (barrack dress) ....	2	1 every year	(d)

**NOTES**

- These items are to be issued on initial entry into the Naval Careers Service in addition to the Home Retention Scale of kit retained on discharge from active service in accordance with Scale 4.
- Consistent with Article 0414, a CA2 is entitled on advancement to CA1 to a gratuitous initial issue, if not previously received, of 2 ties, khaki, light braided together with the additional W01 items laid down in paragraph 4.b. of Scale 1 in Annex C to Chapter 4, and W01 badges in accordance with the scales laid down in page 4D.2, Section 1 of Annex D to Chapter 4.
- The Naval Careers Service beast badges, (one with pin fastener and one with magnetic fastener), to be provided by Director of Naval Recruiting contract.
- These items may be exchanged for new items, if necessary, at the intervals specified or earlier if there is sufficient evidence that irrespectable wear or damage is due to Service reasons beyond the owner's control.
- A CA3 is entitled on advancement to CA2 to a gratuitous initial issue, if not previously received, of Colour Sergeant badges in accordance with the scales laid down in page 4D.2, Section 1 of Annex D to Chapter 4.
- Issued only to CA1s and those CA2s and CA3s wearing the rank of W01.
- Not issued to CA1s and those CA2s and CA3s wearing the rank of W01.
- Issued only to CA1s and those CA2s and CA3s wearing the rank of W01 or W02.
- Issued only to CA2s and CA3s wearing the rank of Colour Sergeant or Sergeant.





## (j) C95 – comprising of:

C95 jacket	Qty 2
C95 shirt	Qty 3
C95 trousers	Qty 3
Shirt, field, cw (Norwegian)	Qty 2
Shirt, 'T' olive	Qty 2
Glove, contact	Qty 1 pr
Glove, C95	Qty 1 pr
C95 gaitors	Qty 1 pr
Gortex outer jacket	Qty 1
Gortex outer trousers	Qty 1
Fleece	Qty 1

**SCALE 8 - NAVAL CAREERS SERVICE FEMALE RM BAND SERVICE RFR CAREERS ADVISER (CA)**

	SCALES	REPLACEMENT RATES	NOTES
<b>a. Items provided b contract</b>			
Badge, breast, Naval Careers Service. ....	2	As required	(c)
Cap, plastic, female musicians. ....	2	As required	(c)
Shirt, stone, long sleeve. ....	4	As required	
Skirt, lovat (barrack dress). ....	1	Every 2 years	(d)
Trousers, lovat (barrack dress). ....	1	Every 2 years	(d)
Trousers, blue, No 1 Dress RM (Buglers). ....	1	Nil	(d)
Trousers, blue, No 1 Dress RM Band (Musicians). ....	1	Nil	(d)
Tunic, blue, No 1 Dress RM. ....	1	Nil	(d)
<b>b. Items issued from Service sources</b>			
Badges:			
Anodised (for cap). ....	2	As required	
Anodised, collar (for blue tunic). ....	2	As required	
Anodised, letters 'RM'. ....	2	As required	
Bronze, collar (for lovat tunic). ....	2	As required	
Bronze, letters 'RM'. ....	4	As required	
Belt, waist, Corps pattern. ....	1	As required	
Flashes, shoulder (for jersey, wool, heavy, olive). ....	2	As required	
Jersey, wool, heavy, olive. ....	1	As required	
Lanyard, blue, officers' pattern. ....	1	As required	(f)
Shirt, stone, short sleeve. ....	4	As required	
Shoes, black leather, DMS. ....	1 pr	As required	(g)
Shoes, black leather, non-slip soles, officers' pattern. ....	1 pr	As required	(f)(h)
Slides, shoulder, white on lovat rank badge. ....	1 pr	As required	
Socks, combat GS, olive drab. ....	2 prs	As required	
Socks, thin, black. ....	2 prs	As required	
Tie, khaki, light braided. ....	2	As required	(g)
Tie, worsted, braid, drab. ....	2	As required	(h)

**NOTES**

- (a) These items are to be issued on initial entry into the Naval Careers Service in addition to the Home Retention Scale of kit retained on discharge from active service in accordance with Scale 5.
- (b) Consistent with Article 0414, a CA2 is entitled on advancement to CA1 to a gratuitous initial issue, if not previously received, of 2 ties, khaki, light braided together with the additional W01 items laid down in paragraph 4.b. of Scale 1 in Annex C to Chapter 4, and W01 badges in accordance with the scales laid down in page 4D.2, Section 1 of Annex D to Chapter 4.
- (c) The Naval Careers Service beast badges, (one with pin fastener and one with magnetic fastener), to be provided by Director of Naval Recruiting contract.
- (d) These items may be exchanged for new items, if necessary, at the intervals specified or earlier if there is sufficient evidence that irrespectable wear or damage is due to Service reasons beyond the owner's control.
- (e) A CA3 is entitled on advancement to CA2 to a gratuitous initial issue, if not previously received, of Colour Sergeant badges in accordance with the scales laid down in page 4D.2, Section 1 of Annex D to Chapter 4.
- (f) Issued only to CA1s and those CA2s and CA3s wearing the rank of W01.
- (g) Not issued to CA1s and those CA2s and CA3s wearing the rank of W01.
- (h) As issued to women in the Royal Navy.

**SCALE 9 - RM RANKS UNIFORM TO BE RETURNED ON EARLY DISCHARGE**

1. Ranks discharged within the first six months of service are to return all clothing issued in accordance with BR 81 Ch 4 Annex C Scales 1, 2 and 3.
2. Ranks discharged after six months but with less than four years service are to return all items in paragraph 4.
3. Ranks discharged with more than 4 years service are to return all items on personal Loan and their Respirator.
- 4.

Item	SCALE	NOTES
Respirator and haversack . . . . .	1	
Bag, travelling . . . . .	1	
Beret, green/blue. . . . .	1	
Cap, plastic, RM . . . . .	1	
Tunic, white. . . . .	2	(a)
Trousers, white, PV. . . . .	2	(a)
Jersey H/W, olive . . . . .	1	
Lovat Uniform . . . . .	1	
Trousers, blue, No 1 Dress . . . . .	1	
Tunic, blue, No 1 Dress . . . . .	1	
Trousers, lovat. . . . .	1	
Pillow slip . . . . .	2	
Sheets ratings. . . . .	3	
Shoes, black leather, DMS . . . . .	1	
Boots Army Pattern . . . . .	1	

All items held on Personal Loan as detailed in Kit Record Book.

**NOTES**

- (a) Bands Ranks only.



## **BR 81 - CHAPTER 4**

### **RM OFFICERS & OTHER RANKS**

#### **ANNEX D**

#### **RM BADGES & INSIGNIA**

.....

##### **SECTION 1**

##### **BRANCH SPECIALIST QUALIFICATIONS, SKILL & SPECIAL BADGES**

**GRATUITOUS ISSUE OF BADGES****ON ENTRY**

## All Ranks

- |                           |  |
|---------------------------|--|
| Cap/beret badge . . . . . | - 2 anodised (for cap and beret)<br>- bronze (for beret with combat dress)   |
| Collar badge . . . . .    | - 2 anodised (for blue tunic)<br>- 2 bronze (for lovat tunic)  |
| Letters RM . . . . .      | - 2 anodised (for blue, white and stone tunics, stone shirts and greatcoat)<br>- 4 bronze (for lovat tunic and stone shirt 3A Dress) |

**ON PROMOTION**

## Lance Corporal, Corporal, Sergeant

- |                                 |   |
|---------------------------------|---|
| Rank badge (chevrons) . . . . . | - 1 set gold on scarlet (for blue tunic)<br>- 1 set gold on green (for lovat tunic)<br>- 3 sets white on khaki drill (for stone shirts)<br>- 2 black on green (for JWH) |
|---------------------------------|---|

## Colour Sergeant

- |   |   |
|---|---|
| Globe and laurel arm badge . . . . .          | - 1 gold on blue (for blue tunic)   |
| Crown for addition to chevrons. . . . .       | - 1 gold on green (for lovat tunic)<br>- 3 white on khaki drill (for stone-coloured shirts)<br>- 2 black on green (for JWH) |
| Complete badge (crown and chevrons) . . . . . | - 1 pr white on lovat (for raincoat) Band Ranks only  |

## W01, W02, W02 (Bandmaster)

- |  |  |
|--|--|
| Rank badges . . . . .  | - 1 gold on blue (for blue tunic)  |
| Royal Arms . . . . .   | - 1 gold on green (for lovat tunic)  |
| Crown in Wreath. . . . .   | - 1 pr white on lovat (for raincoat) Band Ranks only<br>- 2 black on green (for JWH)<br>- 1 anodised (for shirt-sleeve orders) |
| Cap badge (divided pattern - W01 to . . . . .<br>have officers' pattern) | - 2 anodised (for cap and beret)<br>- 1 bronze (for beret with combat dress)   |
| Wrist strap, leather. . . . .  | - 1 (if not already issued)  |



## ADDITIONAL ISSUES TO RANKS PROVIDED WITH COMBAT DRESS

### NCOs

Rank badge . . . . . - C95 Rank Slide (for C95 and windproof smocks)

### WOs

Rank badge . . . . . - C95 Rank Slide (for C95 and windproof smocks)

King's badge . . . . . - 1 gold on blue (for blue tunic)  
 - 1 gold on green (for lovat tunic)  
 - 1 gold on scarlet (for mess jacket)  
 - 2 black on green (for JWH)  
 - 3 khaki drill (for stone shirts)

Prince's badge . . . . . - 1 silver on blue (for blue tunic)  
 - 1 silver on green (for lovat tunic)  
 - 1 gold on scarlet (for mess jacket)  
 - 2 black on green (for JWH)  
 - 3 khaki drill (for stone shirts)

Commandant General's Shooting Badge . . . . . - 1 gold on blue (for blue tunic)  
 - 1 yellow thread on green (for lovat tunic)

Parachutist badge . . . . . - 1 gold on blue (for blue tunic)  
 - 1 gold on green (for lovat tunic)  
 - 3 light blue on khaki drill (for stone shirts)  
 - 2 light blue on green (for JWH)  
 - 5 BOD (for C95)

Pilot and Observer badges . . . . . - 2 gold/silver on blue (for blue and lovat tunics)  
 - 3 light blue/gold on blue (for stone shirts)

Air Gunner badge . . . . . - 5 light blue/gold on blue (for blue, lovat tunics and stone shirts)

Army Parachute Jump Instructor badge (APJI) . . - 1 scarlet on gold (for mess dress)  
 - 2 gold on blue (for blue and lovat tunics)  
 - 3 light blue on khaki drill (for stone shirts)  
 - 4 light blue on green (for JWH)

## ADDITIONAL ISSUES TO COOK RANKS

### Colour Sergeant and Below.

Rank badge . . . . . - 4 sets scarlet on white to ranks afloat  
 - 6 sets to ranks ashore for wear on jackets food handlers issued on individual loan.

**ADDITIONAL ISSUES TO BAND AND BUGLER RANKS****On Appointment to Staff bands - All ranks**

Special Cap/badge . . . . .	- 2 anodised or gilt )	
Royal Cypher EIR/PP . . . . .	- 1 anodised or gilt )	PORTSMOUTH Band only
Royal Cypher EIR/PP with crown . . . . .	- 2 anodised or gilt )	
Royal Cypher GVR . . . . .	- 1 anodised or gilt )	
Royal Band Badge . . . . .	- 1 gold on blue )	
	- 1 gold on green )	PORTSMOUTH BAND only
	- 5 blue on white )	(subject to formal approval and introduction)
	- 2 red on blue )	

**ON APPOINTMENT****Drum Major and Bugle Major**

Rank badge . . . . .	- 1 set gold on scarlet chevrons (for blue tunic)
	- 1 gold on blue drum/bugle (for blue tunic)
	- 1 set gold on green chevrons (for lovat tunic)
	- 1 gold on green drum/bugle (for lovat tunic)
	- 1 pr white on lovat (for raincoat)
	- 1 anodised (for shirt sleeve orders)

Cap badge (divided pattern) . . . . .	- 2 anodised )
	- 1 bronze )
	) if not already issued
Wrist strap, leather . . . . .	- 1 )

**Provost Sergeant**

Rank badge . . . . .	- 1 set gold on scarlet chevrons (for blue tunic)
----------------------	---

**W0s2 only**

Rank badge . . . . .	- 1 set gold on green chevrons (for lovat tunic)
	- 1 pr white on lovat (for raincoat) Band Ranks only
	- 4 black on green (for JWH and GS shirts)

**Colour Sergeant, Sergeant and W0s2**

Wrist strap, leather . . . . .	- 1 (if not already issued)
--------------------------------	-----------------------------

**ON QUALIFYING FOR BRANCH, SPECIALIST QUALIFICATION, SKILL OR SPECIAL BADGE**

Royal Marines Commando flash . . . . .	- 4 red on blue (for JWH)
	- 8 black on green (for Combats)
Royal Marines Band Service flash . . . . .	- 4 red on blue (for JWH)
3 Commando Brigade Dagger . . . . .	- 4 red on black (for Combats)
Band Service and Bugler Branch badges . . . . .	- 3 gold on blue (for blue, ceremonial and white tunic (PORTSMOUTH Band only)
	- 2 black on green (for JWH)





#### Other Branch badges

- Telecommunications Technician and Tradesmen. . . - 1 gold on blue
- Specialist Qualification and Skill badges. . . . . - 1 gold on blue
- 2 scarlet on white (for PTI vest, sweater)

### ON AWARD OF GOOD CONDUCT BADGE

#### Marines, Musicians and Buglers

- Good Conduct badges. . . . . - 1 set gold on scarlet (for blue tunic)
- (Sets of 1, 2 or 3 chevrons as appropriate)

### ADDITIONAL ISSUES TO RANKS PROVIDED WITH TROPICAL CLOTHING

#### All entitled ranks

- King's badge . . . . . - 2 khaki on khaki drill (for stone jackets)
- Prince's badge. . . . . - 2 khaki on khaki drill (for stone jackets)
- 1 scarlet on white (for white tunic, Band Service)
- Parachutist and APJI badges . . . . . - 2 light blue on khaki drill
- Pilot, Observer and Airgunner badges. . . . . - 2 light blue/gold on blue
- Good Conduct badge. . . . . - 2 sets white on khaki drill
- (sets of 1, 2 or 3 chevrons as appropriate)

#### Band and Bugler Ranks

- Branch badge . . . . . - 2 khaki on khaki drill

#### Colour Sergeant and below

- Rank badge (chevrons) . . . . . - 2 sets white on khaki drill
- 1 set gold on scarlet chevrons, gold on blue badges
- (for white tunic, Band Service)

#### Warrant Officers

- Rank badge . . . . . - 2 sets white on khaki drill
- 2 sets gold on scarlet
- 1 gold on blue (for white tunic, Band Service)

#### On Appointment - Drum Major, Bugle Major

- Rank badge . . . . . - 3 sets gold on scarlet chevrons for stone tunic
- 3 gold on blue drum or bugle (for white tunic, Band Service)

#### Ranks Serving in the RM Band PORTSMOUTH

##### On issue of white tunic (if entitled):

- Rank badges . . . . . - 1 set gold on blue
- Prince's badge. . . . . - 1 silver on blue
- Good Conduct badges. . . . . - 1 set gold on blue

*Intentionally blank*



## **BR 81 - CHAPTER 4**

### **RM OFFICERS & OTHER RANKS**

#### **ANNEX D**

#### **RM BADGES & INSIGNIA**

.....

#### **SECTION 2**

#### **WO, NON COMMISSIONED OFFICERS RANK BADGES**

**WO AND NON COMMISSIONED OFFICERS RANK BADGES**

Rank	Badge	How worn
W01	Royal Arms  jersey, wool, heavy, and combat jackets	Bottom point of badge 8mm above point of slash on tunic sleeve or cuff on greatcoat. Bottom point of badge 100mm above bottom of sleeve on
W02	Crown in laurel wreath	As above
W02 (Bandmaster)	Lyre in laurel wreath, surmounted by crown (1)	As above
W02 (Bugler)/Bugle Major	Four chevrons, placed individually,	Inner angle of lowest chevron 8mm above point point upwards, with bugle of slash on tunic or cuff on greatcoat. Inner angle of lowest chevron 100mm above bottom sleeve on jersey, wool, heavy and combat jackets
Drum Major	Four chevrons, placed individually, point upwards, with drum (2)	As above
Provost Sergeant	Three chevrons, point upwards	As above (3)
Colour Sergeant	Three chevrons, point downwards, surmounted by a crown.	Bottom point of lowest chevron 8mm above cuff surmounted by a crown (4) on greatcoat, 17cm below shoulder seams on jerseys, heavy, wool and 27cm below shoulder seam on all other garments.
Sergeant	Three chevrons, point downwards	As above
Corporal	Two chevrons, point downwards	As above
Lance Corporal	One chevron, point downwards	As above

**NOTES:**

1. On greatcoat and wrist strap the W02 crown in laurel wreath is worn.
2. On jersey, wool, heavy and combat garments the general duties rank badges are worn by W0s.
3. In all shirt sleeve dresses this badge and those above are worn on a wrist strap.
4. On blue uniform - three chevrons, point downwards, surmounted by a globe on crossed flags having a crown above and a fouled anchor below and surrounded by a laurel wreath.



## **BR 81 - CHAPTER 4**

### **RM OFFICERS & OTHER RANKS**

#### **ANNEX D**

#### **RM BADGES & INSIGNIA**

.....

#### **SECTION 3**

#### **WEARING OF ORDERS, DECORATIONS & MEDALS WITH CIVILIAN DRESS**

**BRANCH, SPECIALIST QUALIFICATION, SKILL AND SPECIAL BADGES**

Category	Badge	How worn
----------	-------	----------

**BRANCH BADGES**

WOs do not wear branch badges.  
 Colour Sergeants - right arm, 8mm above point of slash.  
 Other NCOs - fitted right arm, above the chevrons, as close as possible into the 'V'.  
 Marines, Musicians and Buglers  
 - right arm, 6in below shoulder seam.

Telecommunications Technician	Circle with three lightning flashes each side
Other Tradesmen	Crossed hammer and pincers
RM Band	Lyre with oak leaves below
Bugler	Embroidered drum

**SQ BADGES**

WOs do not wear SQ badges.  
 Colour Sergeants - right arm, 8mm above point of slash.  
 Other NCOs with Instructor or 1st class SQ badge - right arm, above the chevrons, fitted well into the 'V'(Lower end of crossed guns, etc to be 8mm above backcloth of chevron).  
 PT Instructor's badge also worn central on chest of PT vest and sweater.  
 Other NCOs and Marines - left arm, 8mm above point of slash.

Note: Not more than one SQ badge is to be worn.

Cook/Caterer	Letter K in wreath
Assault Engineer	Letters AE in wreath
Clerk	Letter C in wreath
Drill and Platoon Weapons	Crossed rifles
Driver	Steering wheel
Heavy Weapons	Letters HW in wreath
Landing Craft	Letters LC in wreath
Mountain Leader	Letters ML in wreath
Physical Training	Crossed clubs
Provost	Letters MP in wreath

Signaller	Crossed flags	
<b>Category</b>	<b>Badge</b>	<b>How worn</b>
Store Accountant	Letters SA in wreath	
Swimmer Canoeist	Letters SC in wreath	
<b>SKILL BADGES</b>		Left arm, 8mm above point of slash unless an SQ badge is worn in this position, in which case the skill badge is worn 8mm above the SQ badge.
Marksman	Crossed rifles	
Sniper	Crossed rifles with letter S	
<b>SPECIAL BADGES</b>		The same badge as for officers worn in the same position, (8mm above top row of medal ribbons or 8mm above left breast pocket if no medal ribbon worn).
Pilot Unit Light Aircraft	The RN Pilots' Badge - wings extended, laurel wreath & anchor in middle surmounted by a lion and crown	
Observer Unit Light Aircraft	Single wing of silver embroidery lifted to the right and attached to a gold 'O' surmounted by a crown	
Airgunner Unit Light Aircraft	As for Observer but attached to a gold 'G';	
Parachutist Army	Parachute with wings	Right arm, 64mm below shoulder seam
Parachute Jump Instructor	Parachute with wings. Letters APJI in wreath below.	
King's Badge	Royal cypher 'GVR' in a laurel wreath	Left arm, 51mm below shoulder seam.
Prince's Badge	Royal cypher 'PP' in a lyre surmounted by a coronet	
Section Leader's Diamond Shooting Badge	Scarlet diamond on brassard	Left arm, 51mm below shoulder seam, on all uniforms. Worn by recruits under training appointed Section Leaders.
Commandant General's Shooting Badge	Crossed SA 80 rifles with RM VIII below the device	Lower left sleeve in lieu of marksman's badge by serving and past members (1986 onwards) of RM Bisley Shooting Team.
RM Commando	Embroidered flash, lettered 'ROYAL MARINES COMMANDO', red on blue/black on green	Both arms, just below shoulder seams.
RM Band	Embroidered flash, lettered red on blue. 'ROYAL MARINES BAND SERVICE', red on blue	
Royal Band seams,	Embroidered flash, in colours	Right arm, 13 mm below shoulder



*Intentionally blank*



## **BR 81 - CHAPTER 4**

### **RM OFFICERS & OTHER RANKS**

#### **ANNEX E**

### **ILLUSTRATIONS OF ROYAL MARINE BADGES OF RANK & OTHER INSIGNIA**

## BADGES AND DISTINCTION MARKS OF RANK

### ROYAL MARINE OFFICERS

#### CAP/BERET BADGES



General Officers



Brigadiers & Colonels



All Other Officers  
(Divided Badge)  
(Anodised or Bronze)

#### CAP/PEAKS



General Officer



Brigadier & Colonel, Lt. Colonel & Major

#### HELMET BADGE



(Gilded Metal)

#### BUTTONS (ANODISED AND BRONZE)



General Officers  
(Used on Gorget Patches)



Brigadiers & Colonels



Chin Strap  
(Cap)



Corps Button  
All ranks

#### COLLAR BADGE



(Gilded Metal)

#### GORGET PATCHES



General Officers



Brigadiers & Colonels

#### SHOULDER STRAPS



General Officers



Brigadiers & Colonels

Mess Jackets

#### OFFICERS RANK BADGES



General



Lieutenant - General



Major -General



Brigadier



Colonel



Lieutenant -Colonel



Major



Captain



Lieutenant



2nd Lieutenant

## WARRANT OFFICERS N.C.O.S &amp; MEN

## CAP/BERET BADGES



W01  
(Officers' divided badge)



W02  
(Divided badge)



Ranks  
(Composite badge)



## HELMET BADGE

(Gilded metal)

All Ranks

## COLLAR BADGE



Warrant Officer 1



Warrant Officer 2

## BADGE OF APPOINTMENT



Provost Sergeant



4 Years



8 Years



12 Years

## GOOD CONDUCT BADGES

## RANK BADGES



W01



W0 2



Colour Sergeant  
(for blue dress)



Sergeant  
(for lovat dress)



Sergeant



Corporal



Lance  
Corporal

## BRANCH BADGES



Telecommunication  
Technician




Other  
Tradesman

## SHOULDER TITLES (ALL RANKS)



Letters  
(Anodised and Bronze)  
RMR  
(as above, RMR personnel)



Commando  
Dagger Badge

## BUTTONS



Chin Strap  
(Cap)



Corps Button  
All ranks

## ARMLETS



RM Provost



RM Police

## WARRANT OFFICERS, N.C.O.S & MEN (Contd.)

### SPECIALIST BADGES - QUALIFICATION AND SKILL



Drill &  
Platoon  
Weapons



Driver



Signaller



Physical  
Training



Sniper



Marksman



1st Class  
(Crown above)



2nd Class  
(star above  
and below)



3rd Class  
(Star above)



CGRM  
Shooting Badge



HW

(Letters in wreath denote

- AE - Assault Engineer
- HW - Heavy Weapons
- K - Cook
- LC - Landing Craft
- ML - Mountain Leader
- MP - Provost
- SC - Swimmer Canoeist

Stars and crowns are included on the basic badge to denote grades with in the specialist qualification.

### SPECIALIST BADGES - QUALIFICATION AND SKILL - ALL RANKS



Army Parachute Jump  
Instructor



Observer Unit  
Light Aircraft

Air Gunner Unit  
Light Aircraft

### NAVAL CAREERS SERVICE

NAVAL CAREERS  
SERVICE

Forename SURNAME  
Employment Title  
Location

Worn centrally above the left breast pocket with the lower edge 3mm above the top seam or medal ribbon(s) when worn immediately above the pocket. If necessary, the badge may be displaced towards the left arm sufficient to prevent concealment by the left lapel.

**Not to be worn with medals**

Careers Service Officers and Careers Advisers

## BAND SERVICE

RM Band Service personnel wear the same badges as Officers, Warrant officers, NCOs and Men with the following exceptions.

### CAP BADGE

Band



Grenade

### ROYAL CYPHERS

Band

Silver



Worn above 'grenade' cap badge and (without crown) on helmet plate



Worn on helmet plate

### PRINCE OF WALES PLUME

CTCRM



Silver  
(Worn with anodised cap badge)

### COLLAR BADGE



Worn with Nos.1 Dress below Band Sergeant only on ceremonial tunic

### SHOULDER TITLES



### SPECIAL BADGE



Prince's Badge

### RANK BADGE



W02 Bandmaster

### BADGES OF APPOINTMENT



Drum Major



Bugle Major

### BRANCH BADGE



Band Ranks



Bugle

### ROYAL BAND



Ranks serving in Portsmouth Band